



OFFICIAL RESULTS BOOK

Gymnastics (Artistic)
28 July–1 August 2014





Competition Schedule

As of SUN 27 JUL 2014

Date	Start Time	Event	Details
MON 28 JUL	13:28	Men's Team Final & Individual Qualifications	Subdivision 1 - Day 1
	13:28	Women's Team Final & Individual Qualifications	Subdivision 1 - Day 1
	13:52	Women's Team Final & Individual Qualifications	Subdivision 2 - Day 1
	14:30	Men's Team Final & Individual Qualifications	Subdivision 2 - Day 1
	14:30	Women's Team Final & Individual Qualifications	Subdivision 3 - Day 1
	15:08	Women's Team Final & Individual Qualifications	Subdivision 4 - Day 1
	15:25	Men's Team Final & Individual Qualifications	Subdivision 3 - Day 1
	15:44	Women's Team Final & Individual Qualifications	Subdivision 5 - Day 1
	18:56	Men's Team Final & Individual Qualifications	Subdivision 4 - Day 1
	18:56	Women's Team Final & Individual Qualifications	Subdivision 6 - Day 1
	19:38	Women's Team Final & Individual Qualifications	Subdivision 7 - Day 1
	19:58	Men's Team Final & Individual Qualifications	Subdivision 5 - Day 1
	20:18	Women's Team Final & Individual Qualifications	Subdivision 8 - Day 1
	TUE 29 JUL	10:58	Men's Team Final & Individual Qualifications
10:58		Women's Team Final & Individual Qualifications	Subdivision 1 - Day 2
11:23		Women's Team Final & Individual Qualifications	Subdivision 2 - Day 2
12:03		Men's Team Final & Individual Qualifications	Subdivision 2 - Day 2
12:03		Women's Team Final & Individual Qualifications	Subdivision 3 - Day 2
12:42		Women's Team Final & Individual Qualifications	Subdivision 4 - Day 2
13:02		Men's Team Final & Individual Qualifications	Subdivision 3 - Day 2
13:21		Women's Team Final & Individual Qualifications	Subdivision 5 - Day 2
16:26		Men's Team Final & Individual Qualifications	Subdivision 4 - Day 2
16:26		Women's Team Final & Individual Qualifications	Subdivision 6 - Day 2
17:07		Women's Team Final & Individual Qualifications	Subdivision 7 - Day 2
WED 30 JUL	12:56	Men's All-Around	Subdivision 1
	18:26	Women's All-Around	Subdivision 1
	20:17	Women's All-Around	Subdivision 2
THU 31 JUL		Apparatus Final, Day 1	
	15:00		Men's Floor
	15:46		Women's Vault
	16:35		Men's Pommel Horse
	17:26		Women's Uneven Bars
	18:15		Men's Rings
FRI 1 AUG		Apparatus Final, Day 2	
	14:00		Men's Vault
	14:46		Women's Balance Beam
	15:35		Men's Parallel Bars



Competition Schedule

As of SUN 27 JUL 2014

Date	Start Time	Event	Details
	16:23		Women's Floor
	17:14		Men's Horizontal Bar



Entry List By CGA

As of SUN 27 JUL 2014

CGA	Name	FIG Licence Number	Bib	Date of Birth
AUS - Australia				
	OHARA Sean	19424	101	27 OCT 1990
	PIETERSE Kent	18687	102	13 MAY 1994
	RICKARDS Jack	9510	103	11 NOV 1993
	TSUKAHARA Naoya	398	104	25 JUN 1977
	WADSWORTH Luke	9511	105	12 OCT 1990
BAN - Bangladesh				
	CAESAR Quazi Syque	19243	106	22 AUG 1990
CAN - Canada				
	CLAY Zachary	19456	107	5 JUL 1995
	GAFUIK Nathan	4152	108	12 JUN 1985
	LORAN Anderson	13142	109	25 MAR 1991
	LYTWYN Kevin	13140	110	21 APR 1991
	MORGAN Scott	19183	111	20 JUN 1989
CYP - Cyprus				
	ARISTOTELOUS Panagiotis	3516	112	25 OCT 1986
	GEORGALLAS Irodotos	3034	113	14 DEC 1977
	KRASIAS Dimitris	16224	114	1 APR 1992
	LOUCAIDES Stefanos	16755	115	29 OCT 1994
	PAPAEVRIPIDOU Xenios	16762	116	18 JUN 1993
ENG - England				
	OLDHAM Sam	14474	117	17 FEB 1993
	SMITH Louis	316	118	22 APR 1989
	THOMAS Kristian	5391	119	14 FEB 1989
	WHITLOCK Max	14488	120	13 JAN 1993
	WILSON Nile	15523	121	17 JAN 1996
IND - India				
	KUMAR Ashish	9968	124	26 NOV 1990
	MONDAL Partha	10368	125	15 MAY 1988
	PATRA Rakesh	10370	126	25 FEB 1992
	RANA Aditya	10355	127	28 JUN 1991
	VERMA Siddharth	16451	128	1 APR 1995
IOM - Isle of Man				
	HEDGES Alexander	14459	129	10 JUL 1986
	MEASURIA Harshul	14470	130	30 JAN 1991
	MEASURIA Mukunda	14469	131	25 JAN 1989
	PATEL Anand	14476	132	25 DEC 1993
MAS - Malaysia				
	AHMAD SARUJI Hairi Zaid	14209	133	22 NOV 1990
	MOHD HAMZARUDIN Nordin	14208	134	22 JAN 1993
NIR - Northern Ireland				
	CARSON Luke	5406	135	23 OCT 1989
	COSGRAVE Matthew	3585	136	10 AUG 1986



Entry List By CGA

As of SUN 27 JUL 2014

CGA	Name	FIG Licence Number	Bib	Date of Birth
NZL - New Zealand				
	BISHOP David	12946	137	13 JAN 1990
	DONE Kristofer	20016	138	1 AUG 1991
	KOUDINOV Mikhail	6222	139	23 JUN 1991
	MCGOWAN Reid	12962	140	13 APR 1993
	PALMER Matthew	12956	141	19 JUN 1986
PAK - Pakistan				
	QADIR Ghulam	29931	142	24 SEP 1996
RSA - South Africa				
	BIYASE Siphesihle	15693	143	27 MAY 1991
	GROBLER Tiaan	11464	144	30 MAY 1994
	MACKENZIE Cameron	14468	145	18 NOV 1992
	NGCOBO Siphamandla	25164	146	6 JUN 1990
SCO - Scotland				
	BAINES Frank	14444	147	16 JUL 1995
	COX Adam	3568	148	13 NOV 1986
	DAVIE Liam	19658	149	26 MAR 1993
	KEATINGS Daniel	27	150	4 JAN 1990
	PURVIS Daniel	5393	151	13 NOV 1990
SIN - Singapore				
	BIN MUHAMMAD JUFRIE Aizat	15487	152	24 JAN 1996
	GAN Zi Jie Gabriel	5991	153	25 NOV 1985
	HOE Wah Toon	19352	154	25 MAY 1989
	TAY Kai Cheng Timothy	15435	155	5 MAY 1993
	TAY Wei An Terry	15431	156	31 JAN 1994
SRI - Sri Lanka				
	ARACHCHI APPUHAMILAGE DON Dilsh. K.	20909	157	21 NOV 1996
	PATHTHAPPERUMA Tharindu Uditha	5071	158	30 JUN 1989
TTO - Trinidad and Tobago				
	ALBERT William	17866	159	7 SEP 1991
WAL - Wales				
	DAVIES Jac	30231	122	9 JUN 1996
	MEPHAM Iwan	30229	123	9 OCT 1996
	OWEN Harry	14475	160	6 OCT 1993
	PURNELL Clinton	14478	161	5 MAY 1989
	SANSBY Robert	14483	162	17 FEB 1993



Entry List By CGA

As of SUN 27 JUL 2014

CGA	Name	FIG Licence Number	Bib	Date of Birth
AUS - Australia				
	BROWN Georgia Rose	16976	301	22 JAN 1995
	MILLER Larrissa	12537	302	12 JUL 1992
	MITCHELL Lauren	6375	303	23 JUL 1991
	MONCKTON Mary Anne	17837	304	16 NOV 1994
	VIVIAN Olivia	5082	305	13 JUL 1989
CAN - Canada				
	BLACK Elisabeth	16044	306	8 SEP 1995
	CHANT Maegan	15603	307	19 APR 1997
	MERKLE Stefanie	14509	308	23 JAN 1996
	ONYSHKO Isabela Maria	25010	309	23 JUN 1998
	WOO Victoria Kayen	15844	365	15 OCT 1997
CAY - Cayman Islands				
	DIKAU Bethany	24793	310	8 DEC 1996
CYP - Cyprus				
	SAVVIDOU Stelutsa	30689	311	11 FEB 1996
ENG - England				
	DOWNIE Rebecca	5271	312	24 JAN 1992
	FRAGAPANE Claudia	20000	313	24 OCT 1997
	HARROLD Ruby	14611	314	4 JUN 1996
	SIMM Kelly	18797	315	23 APR 1995
	WHELAN Hannah	6326	316	1 JUL 1992
IND - India				
	BUDDA REDDY Aruna	10349	317	25 DEC 1995
	DAS Pranati	24301	318	18 NOV 1996
	DIVEKAR Rucha Sachin	10325	319	10 FEB 1995
	KARMAKAR Dipa	10240	320	9 AUG 1993
	NAYAK Pranati	10249	321	6 APR 1995
IOM - Isle of Man				
	BURNS Nicole	22039	322	7 NOV 1997
	DONNELLY Tara	22037	323	25 DEC 1998
	HARRISON Grace	14610	324	15 NOV 1994
	KNEEN Kaitlin	19865	325	10 MAR 1998
JEY - Jersey				
	POLLARD Charlotte	30587	326	2 DEC 1998
MAS - Malaysia				
	ABDUL HADI Farah Ann	14202	327	3 MAY 1994
	AZMI Nur Eli Ellina	14377	328	11 SEP 1995
	TAN ING Yueh	14203	330	22 APR 1996
	TRACIE Ang	14204	331	21 MAR 1993
MLT - Malta				
	CARUANA Kirsty	11241	332	19 MAR 1996
	DALLI Peppijna	23456	333	16 JAN 1998
	ZAMMIT Adreana Jo	11286	334	18 MAY 1996



Entry List By CGA

As of SUN 27 JUL 2014

CGA	Name	FIG Licence Number	Bib	Date of Birth
NIR - Northern Ireland				
	BECK Sarah	18699	335	18 JAN 1997
	MAWHINNEY Nicole	9802	336	24 APR 1996
	MC PEAK India	9791	337	18 JAN 1996
	ROBERTS Ciara	20996	338	26 MAR 1998
NZL - New Zealand				
	ROBERTSON Brittany	15436	340	5 APR 1997
	SLEE Mackenzie	22285	341	7 JUL 1998
	SULLIVAN Charlotte	19343	342	31 MAY 1998
	TEMPERO Anna	29106	343	10 OCT 1994
RSA - South Africa				
	BECKETT Kirsten	10707	344	5 MAR 1996
	CUMMINS Claudia	10908	345	12 JUN 1995
	MANN Bianca	10578	346	21 FEB 1995
SCO - Scotland				
	KENNEDY Cara	19661	347	9 DEC 1997
	MCLACHLAN Erin	20133	348	27 FEB 1998
	REGAN Amy	14726	349	26 DEC 1994
	SMITH Carly	19626	350	21 JAN 1997
	WHITE Emma	6058	351	19 MAR 1990
SIN - Singapore				
	DAI Janessa	23412	352	10 SEP 1998
	LAU Ashly	20605	353	11 SEP 1998
	LIM Heem Wei	5834	354	12 APR 1989
	TAM Joey	15488	355	30 MAR 1994
	TEO Michelle	20609	356	28 MAY 1998
SRI - Sri Lanka				
	ABAYAGUNAWARDANA Tilanka	30182	357	9 NOV 1993
	BENGALAGE Ridma	30402	358	20 DEC 1993
	KOSWATHTHA LIYANAGE Sachini Kawsal.	30492	359	28 AUG 1998
WAL - Wales				
	BEDDOE Elizabeth	14589	360	9 MAR 1995
	HOCKENHULL Georgina	20066	361	4 JUN 1997
	HOGG Jessica	14612	362	12 OCT 1995
	ROMAEO Angel	15545	363	14 AUG 1997
	THEAKER Raer	15546	364	30 APR 1997



Competition Officials Men

As of 1 JUL 2014

Function	Name	Nation
FIG First Vice President	CORN Slava	FIG
FIG Technical Delegate	ALBRECHT Holger	FIG
Broadcast Official	GREENWOOD Matthew	ENG – England
Competition Status Officer	POVEY William	ENG – England
	WILLCOX Benjamin	ENG – England
Difficulty Judge (D1 FX/VT)	GRABOWECKY Christopher	CAN – Canada
Difficulty Judge (D2 FX/VT)	JANSE VAN VUUREN Jan Hendrik	RSA – South Africa
Difficulty Judge (D1 PH/PB)	MAY James	ENG – England
Difficulty Judge (D2 PH/PB)	BRETTELL Gareth Paul	NZL – New Zealand
Difficulty Judge (D1 SR/HB)	SZYJKO Paul	AUS – Australia
Difficulty Judge (D2 SR/HB)	WEBB Andrew	SCO – Scotland
Execution Judge	BRUNO Martin	CAN – Canada
	CARROLL John	CAN – Canada
	DHAGE Pravin	IND – India
	EDWARDS Paul	WAL – Wales
	GAN Chai San	SIN – Singapore
	GREENHILL Ian	ENG – England
	HOONG SENG YONG	MAS – Malaysia
	KAU Git Kauer	MAS – Malaysia
	MAIN Campbell Andrew	NZL – New Zealand
	MCGILL Tommy	SCO – Scotland
	NIVEN-REED Julian	ENG – England
	O'REILLY Aiden	NIR – Northern Ireland



Execution Judge	RICHARDSON Craig	IOM – Isle of Man
	WOLFE Daren	AUS – Australia
	YIK SIANG Loke	MAS – Malaysia
Inquiry Officer – all disciplines	BEETON John	SCO – Scotland
National Technical Officials	CRAWFORD Andrew	ENG – England
	MACKIE Andrew	SCO – Scotland
	MASSAM David	ENG – England
	PATERSON Adam	ENG – England
	RUNCIE Duncan	SCO – Scotland
	SOUTAR Ross	SCO – Scotland
	Reference Judge	ANGONAS Dimitrios
	BAYASKAR Bhagwan Laxman	IND – India
	DAVIES Jan	WAL – Wales
	KENNEDY Rohan Allan	AUS – Australia
	MCANENY Claire	SCO – Scotland
	SNG Puay Liang	SIN – Singapore
Reserve Judge	BOW Kenneth	NZL – New Zealand
	LIEFELDT Robert	RSA – South Africa
	PANAYIOTIS Shippi	CYP – Cyprus
TO Liaison/Reserve	BREWER Keith	ENG – England
Supervisor	FEDARAU Andrey	BLR – Belarus
	MICKEVICS Arturs	LAT – Latvia
	THINGVOLD Tom	NOR – Norway



Competition Officials Women

As of 1 JUL 2014

Function	Name	Nation
FIG First Vice President	CORN Slava	FIG
FIG Technical Delegate	DOWDELL Kym	FIG
Apparatus Official	DAVIES Mindy	ENG – England
Difficulty Judge	DAVYDOVA Elena	CAN – Canada
	HADE MAREE Trisha	AUS – Australia
	LEEWORTHY Robin Jane	ENG – England
	SMITH Pauline	SCO– Scotland
Execution Judge	ARMITAGE Elisabeth	CAN – Canada
	BEVINS Karen	NZL – New Zealand
	BODEN Katherine	ENG – England
	HARCHARAN SINGH Suhkdev Kaur	MAS – Malaysia
	IOANNOU Marie	CYP – Cyprus
	KEATING Amanda	IOM – Isle of Man
	KOH JING Joy	SIN – Singapore
	MARATHE Savita Shreeram	IND – India
	WOOLF Denise	SCO – Scotland
	WRIGHT Jillian	AUS – Australia
FOP Official	BURTON Emma	ENG – England
National Technical Officials	DIVERS Siobhan	ENG – England
	BRYL Olivia	WAL – Wales
	LYONS Sinead	SCO – Scotland
	PUGH Rhian	WAL – Wales



National Technical Officials	SIME Kirsty	SCO – Scotland
	TOVEY Glynis	ENG – England
	TREDGOLD Sue	ENG – England
NTO (RHY)	ADONIS Britt	NAM – Namibia
	BUNCE Rebecca	ENG – England
	SURRIDGE Karen	ENG – England
	WARRACK Judy	SCO – Scotland
TO Liaison/Reserve	HOFEN Karen	ENG – England
TO Liaison/Reserve (RHY)	HAWKINS Vicki	WAL – Wales
	MILLS Hannah	NZL – New Zealand
Supervisor	BURDA ANDRIANOVA Liubov	RUS – Russian Federation
	LISKAROVA Hana	ROU – Romania
Reference Judge	ENSLOW Avril Dorothy	NZL – New Zealand
	MILTON Arianne	RSA – South Africa
	MALONE Carol Ann	WAL – Wales
	THONG Xiu Jun Fionna	SIN – Singapore
Reserve Judge	MCLOUGHLIN Marie Teresa	NIR – Northern Ireland
	SOO Seck Foong	MAS – Malaysia



Medallists By Event

As of 1 AUG 2014 at 17:59
After 14 Of 14 Events

Event	Date	Medal	Name	CGA Code
Men's Team	TUE 29 JUL 2014	GOLD	OLDHAM Sam SMITH Louis THOMAS Kristian WHITLOCK Max WILSON Nile	ENG
		SILVER	BAINES Frank COX Adam DAVIE Liam KEATINGS Daniel PURVIS Daniel	SCO
		BRONZE	CLAY Zachary GAFUIK Nathan LORAN Anderson LYTWYN Kevin MORGAN Scott	CAN
Women's Team	TUE 29 JUL 2014	GOLD	DOWNIE Rebecca FRAGAPANE Claudia HARROLD Ruby SIMM Kelly WHELAN Hannah	ENG
		SILVER	BROWN Georgia Rose MILLER Larrissa MITCHELL Lauren MONCKTON Mary Anne VIVIAN Olivia	AUS
		BRONZE	BEDDOE Elizabeth HOCKENHULL Georgina HOGG Jessica ROMAEO Angel THEAKER Raer	WAL
Men's All-Around	WED 30 JUL 2014	GOLD	WHITLOCK Max	ENG
		SILVER	KEATINGS Daniel	SCO
		BRONZE	WILSON Nile	ENG
Women's All-Around	WED 30 JUL 2014	GOLD	FRAGAPANE Claudia	ENG
		SILVER	HARROLD Ruby	ENG
		BRONZE	WHELAN Hannah	ENG
Men's Floor Exercise	THU 31 JUL 2014	GOLD	WHITLOCK Max	ENG
		SILVER	MORGAN Scott	CAN
		BRONZE	BISHOP David	NZL
Men's Pommel Horse	THU 31 JUL 2014	GOLD	KEATINGS Daniel	SCO
		SILVER	WHITLOCK Max	ENG
		BRONZE	SMITH Louis	ENG



Medallists By Event

As of 1 AUG 2014 at 17:59
After 14 Of 14 Events

Event	Date	Medal	Name	CGA Code
Men's Rings	THU 31 JUL 2014	GOLD	MORGAN Scott	CAN
		SILVER	LYTWYN Kevin	CAN
		BRONZE	PURVIS Daniel	SCO
Men's Vault	FRI 1 AUG 2014	GOLD	MORGAN Scott	CAN
		SILVER	THOMAS Kristian	ENG
		BRONZE	HOE Wah Toon	SIN
Men's Parallel Bars	FRI 1 AUG 2014	GOLD	PURVIS Daniel	SCO
		SILVER	WILSON Nile	ENG
		BRONZE	WHITLOCK Max	ENG
Men's Horizontal Bar	FRI 1 AUG 2014	GOLD	WILSON Nile	ENG
		SILVER	THOMAS Kristian	ENG
		BRONZE	LYTWYN Kevin	CAN
Women's Vault	THU 31 JUL 2014	GOLD	FRAGAPANE Claudia	ENG
		SILVER	BLACK Elisabeth	CAN
		BRONZE	KARMAKAR Dipa	IND
Women's Uneven Bars	THU 31 JUL 2014	GOLD	DOWNIE Rebecca	ENG
		SILVER	MILLER Larrissa	AUS
		BRONZE	HARROLD Ruby	ENG
Women's Balance Beam	FRI 1 AUG 2014	GOLD	BLACK Elisabeth	CAN
		SILVER	MONCKTON Mary Anne	AUS
		BRONZE	HOCKENHULL Georgina	WAL
Women's Floor Exercise	FRI 1 AUG 2014	GOLD	FRAGAPANE Claudia	ENG
		SILVER	MITCHELL Lauren	AUS
		BRONZE	BLACK Elisabeth	CAN



Medal Standing

As of FRI 1 AUG 2014
After 14 Of 14 Events

Rank	CGA Code	Men				Women				Total				Rank by Total
		G	S	B	Tot	G	S	B	Tot	G	S	B	Tot	
1	ENG - England	4	4	3	11	5	1	2	8	9	5	5	19	1
2	CAN - Canada	2	2	2	6	1	1	1	3	3	3	3	9	2
3	SCO - Scotland	2	2	1	5					2	2	1	5	3
4	AUS - Australia						4		4		4		4	4
5	WAL - Wales							2	2			2	2	5
6	NZL - New Zealand			1	1							1	1	=6
6	SIN - Singapore			1	1							1	1	=6
6	IND - India							1	1			1	1	=6
	Total	8	8	8	24	6	6	6	18	14	14	14	42	

Legend:
 = Equal sign indicate that two or more NOC's share the same rank by total **B** Bronze medal **G** Gold medal **S** Silver medal **Tot** Total



Judges Assignments

Superior Jury:

ALBRECHT Holger
FEDARAU Andrey
MICKEVICs Arturs
THINGVOLD Tom
FEDARAU Andrey
THINGVOLD Tom
MICKEVICs Arturs

FIG Technical Delegate
FIG Floor Exercise Supervisor
FIG Pommel Horse Supervisor
FIG Rings Supervisor
FIG Vault Supervisor
FIG Parallel Bars Supervisor
FIG Horizontal Bar Supervisor



Function	Name	CGA Code
D1	GRABOWECKY Christopher	CAN
D2	JANSE VAN VUUREN Jan Hendrik	RSA
E1	LOKE Yik Siang	MAS
E2	GAN Chai San	SIN
E3	OREILLY Aidan	NIR
E4	NIVEN REED Julian	ENG
E5	WOLFE Daren	AUS
ER1	MCANENY Claire	SCO
ER2	ANGONAS Dimitrios	CYP
Time Judge	CRAWFORD Andrew Neil	ENG
Line Judge 1	MASSAM David	ENG
Line Judge 2	PATERSON Adam	ENG

Function	Name	CGA Code
D1	MAY James	ENG
D2	BRETTELL Gareth Paul	NZL
E1	MARTIN Bruno	CAN
E2	SHIPPI Panayiotis	CYP
E3	YONG Hoong Seng	MAS
E4	MCGILL Thomas	SCO
E5	DHAGE Pravin	IND
ER1	DAVIES Jan	WAL
ER2	KENNEDY Rohan Allan	AUS



Function	Name	CGA Code
D1	SZYJKO Paul	AUS
D2	WEBB Andrew	SCO
E1	GREENHILL Ian	ENG
E2	CARROLL John J.	CAN
E3	EDWARDS Paul	WAL
E4	MAIN Campbell Andrew	NZL
E5	RICHARDSON Craig	IOM
ER1	BAYASKAR Bhagwan Laxman	IND
ER2	SNG Puay Liang	SIN

Function	Name	CGA Code
D1	GRABOWECKY Christopher	CAN
D2	JANSE VAN VUUREN Jan Hendrik	RSA
E1	NIVEN REED Julian	ENG
E2	OREILLY Aidan	NIR
E3	MAIN Campbell Andrew	NZL
E4	EDWARDS Paul	WAL
E5	MCGILL Thomas	SCO
ER1	KENNEDY Rohan Allan	AUS
ER2	ANGONAS Dimitrios	CYP
Line Judge	SOUTAR Ross	SCO



Function	Name	CGA Code
D1	MAY James	ENG
D2	BRETTELL Gareth Paul	NZL
E1	CARROLL John J.	CAN
E2	RICHARDSON Craig	IOM
E3	WOLFE Daren	AUS
E4	LOKE Yik Siang	MAS
E5	GAN Chai San	SIN
ER1	BAYASKAR Bhagwan Laxman	IND
ER2	MCANENY Claire	SCO
Time Judge	RUNCIE Duncan	SCO

Function	Name	CGA Code
D1	SZYJKO Paul	AUS
D2	WEBB Andrew	SCO
E1	GREENHILL Ian	ENG
E2	MARTIN Bruno	CAN
E3	YONG Hoong Seng	MAS
E4	DHAGE Pravin	IND
E5	SHIPPI Panayiotis	CYP
ER1	SNG Puay Liang	SIN
ER2	DAVIES Jan	WAL

Reserves

Control Number	Name	CGA Code
R1	LIEFELDT Robert	RSA
R2	BOW Kenneth	NZL

Legend:

Dx Difficulty Judges (x=1-2)

Ex Execution Judges (x=1-5)

ERx Execution Reference Judges (x=1-2)

Rx Reserve Judges


 Floor Exercise

 Pommel Horse

 Rings







 Vault

 Parallel Bars

 Horizontal Bar









Results

Rank	Bib	Noc Name							Total
1	England - ENG		45.391 (1)	45.066 (1)	43.349 (2)	44.933 (1)	43.466 (2)	44.599 (1)	266.804
	117	OLDHAM Sam	D 6.700 15.325 E 8.625	6.000 12.100 6.100	6.000 14.533 8.533	6.000 14.500 8.500			
	118	SMITH Louis	D E	6.900 15.700 8.800			5.900 14.133 8.233		
	119	THOMAS Kristian	D 6.000 14.466 E 8.466		5.400 14.000 8.600	6.000 15.100 9.100		6.500 15.033 8.533	
	120	WHITLOCK Max	D 6.700 15.600 E 8.900	7.300 15.733 8.433	5.900 14.433 8.533	6.000 15.333 9.333	6.100 14.500 8.400	6.300 14.766 8.466	
	121	WILSON Nile	D 5.700 14.458 E 8.758	5.900 13.633 7.733	5.700 14.383 8.683	5.600 14.500 9.000 -0.100	6.000 14.833 8.833	6.200 14.800 8.600	
2	Scotland - SCO		42.932 (3)	41.733 (2)	42.575 (3)	43.532 (2)	43.799 (1)	43.032 (2)	257.603
	147	BAINES Frank	D 6.400 14.066 E 8.066 -0.400	6.200 13.600 7.400	5.000 13.975 8.975	5.600 14.566 9.066 -0.100	6.200 14.966 8.766	5.900 14.633 8.733	
	148	COX Adam	D 5.000 13.500 E 8.500	4.000 12.666 8.666		5.200 14.066 8.966 -0.100	4.400 13.133 8.733		
	149	DAVIE Liam	D E		5.200 12.400 7.200			5.100 12.133 7.033	
	150	KEATINGS Daniel	D 6.000 14.966 E 8.966	6.700 14.533 7.833	5.500 13.900 8.400	5.200 14.133 8.933	6.800 14.100 7.300	6.000 14.566 8.566	
	151	PURVIS Daniel	D 6.400 13.900 E 7.500	6.100 13.600 7.500	6.200 14.700 8.500	5.600 14.833 9.233	6.500 14.733 8.233	5.900 13.833 7.933	
3	Canada - CAN		42.999 (2)	38.665 (4)	43.716 (1)	42.999 (3)	42.166 (3)	41.533 (3)	252.078
	107	CLAY Zachary	D E	5.300 12.966 7.666	4.900 11.233 6.333	5.600 13.100 7.800 -0.300	6.200 14.233 8.033	5.000 13.833 8.833	
	108	GAFUIK Nathan	D 6.000 12.833 E 6.933 -0.100	5.100 12.033 6.933		5.600 14.100 8.500	5.900 13.533 7.633	5.700 13.333 7.633	
	109	LORAN Anderson	D 5.700 14.333 E 8.633	5.500 13.666 8.166	5.500 13.650 8.150	5.200 14.233 9.033		6.200 13.800 7.600	
	110	LYTWYN Kevin	D 5.900 13.733 E 7.833		6.200 14.866 8.666		5.800 14.400 8.600	6.500 13.900 7.400	
	111	MORGAN Scott	D 6.400 14.933 E 8.533		6.600 15.200 8.600	5.600 14.666 9.066			
4	Australia - AUS		41.665 (6)	37.965 (6)	41.874 (4)	41.915 (5)	42.090 (4)	41.432 (4)	246.941
	101	OHARA Sean	D 6.100 13.866 E 7.866 -0.100	4.500 12.066 7.566	5.100 13.366 8.266	5.600 13.633 8.033	4.700 12.600 7.900	5.300 13.766 8.466	
	102	PIETERSE Kent	D 5.800 13.933 E 8.133			4.800 13.966 9.166		5.600 13.766 8.166	
	103	RICKARDS Jack	D E	5.100 11.300 6.200	4.800 13.633 8.833		5.300 13.033 7.733		
	104	TSUKAHARA Naoya	D 4.700 13.866 E 9.166	5.500 13.266 7.766	5.900 14.308 8.408	5.200 12.866 7.966 -0.300	6.000 14.691 8.691	5.300 13.900 8.600	
	105	WADSWORTH Luke	D 5.900 13.366 E 7.466	5.200 12.633 7.433	5.200 13.933 8.733	5.200 14.316 9.116	6.200 14.366 8.166	5.100 13.433 8.333	
5	Wales - WAL		42.299 (4)	40.208 (3)	39.832 (7)	39.815 (10)	39.566 (7)	39.665 (6)	241.385
	122	DAVIES Jac	D E	6.000 14.500 8.500					
	123	MEPHAM Iwan	D 5.700 14.200 E 8.500	4.300 12.308 8.008	5.300 13.266 7.966	4.400 13.183 9.083 -0.300	4.700 13.800 9.100	5.100 13.366 8.266	
	160	OWEN Harry	D 5.500 13.566 E 8.066	4.000 11.933 7.933	4.900 12.233 7.333	4.400 13.266 8.866	4.100 13.033 8.933	3.800 10.966 7.166	
	161	PURNELL Clinton	D 5.800 14.533 E 8.733	5.100 13.400 8.300	5.800 14.333 8.533	5.200 12.933 8.033 -0.300	5.000 12.733 7.733	5.000 13.366 8.366	
	162	SANSBY Robert	D 5.200 13.033 E 8.233 -0.400		4.500 11.966 7.466	4.400 13.366 8.966	4.400 12.333 7.933	4.400 12.933 8.533	









Results

Rank	Bib	Noc Name							Total
6	New Zealand - NZL		39.724 (9)	38.182 (5)	41.133 (6)	41.015 (7)	40.532 (5)	38.065 (7)	238.651
	137	BISHOP David	D 5.700 14.366 E 8.766 -0.100	4.700 12.533 7.833	4.500 12.933 8.433	4.800 13.816 9.016	3.800 13.033 9.233	5.000 12.066 7.066	
	138	DONE Kristofer	D 5.400 12.100 E 6.700	5.300 12.566 7.266	4.900 13.300 8.400	4.400 13.633 9.233	5.500 13.933 8.433	5.300 12.866 7.566	
	139	KOUDINOV Mikhail	D 5.100 13.258 E 8.158	5.300 13.083 7.783	5.600 13.333 7.733	4.400 13.366 8.966	5.600 13.566 7.966	3.900 10.333 6.433	
	140	MCGOWAN Reid	D E	4.800 11.033 6.233			5.200 12.900 7.700	4.600 13.133 8.533	
	141	PALMER Matthew	D 4.700 11.933 E 7.333 -0.100		5.800 14.500 8.700	4.400 13.566 9.166			
7	India - IND		41.666 (5)	36.699 (7)	41.232 (5)	40.274 (8)	39.582 (6)	36.399 (8)	235.852
	124	KUMAR Ashish	D 6.600 14.400 E 7.800	5.000 11.866 6.866	4.700 11.800 7.100	5.600 13.900 8.300	5.400 13.616 8.216	5.300 12.733 7.433	
	125	MONDAL Partha	D E		5.700 13.433 7.733		5.300 12.733 7.433	4.600 11.766 7.166	
	126	PATRA Rakesh	D 5.400 13.500 E 8.100	5.400 12.000 6.600	6.400 14.266 7.866	5.200 13.566 8.466 -0.100	5.800 13.233 7.433	5.100 11.666 6.566	
	127	RANA Aditya	D 5.700 13.766 E 8.066	5.100 11.800 6.700	5.400 13.533 8.133	5.200 12.808 7.908 -0.300	5.400 12.566 7.166	4.800 11.900 7.100	
	128	VERMA Siddharth	D 5.000 11.400 E 6.400	6.000 12.833 6.833		4.800 12.066 7.566 -0.300			
8	Cyprus - CYP		38.666 (10)	34.932 (9)	39.733 (8)	40.148 (9)	39.557 (8)	40.833 (5)	233.869
	112	ARISTOTELOUS Panagiotis	D 4.400 13.200 E 8.800	4.400 11.566 7.166	5.200 13.300 8.100	5.200 13.566 8.666 -0.300	4.800 11.833 7.033	5.300 13.533 8.233	
	113	GEORGALLAS Irodotos	D E		6.300 13.733 7.433				
	114	KRASIAS Dimitris	D E			4.400 13.266 8.866	5.800 13.566 7.766	5.800 13.700 7.900	
	115	LOUCAIDES Stefanos	D 4.600 12.933 E 8.333	4.300 11.000 6.700	4.700 12.700 8.000	4.400 13.316 9.016 -0.100	4.200 13.258 9.058	4.700 12.900 8.200	
	116	PAPAEVRIPIDOU Xenios	D 4.600 12.533 E 8.033 -0.100	5.200 12.366 7.166	4.600 12.266 7.666	4.400 13.233 8.833	4.900 12.733 7.833	5.300 13.600 8.300	
9	South Africa - RSA		40.266 (8)	35.798 (8)	38.933 (9)	41.266 (6)	38.532 (9)	34.899 (10)	229.694
	143	BIYASE Siphesihle	D 5.400 13.200 E 7.800	4.900 12.466 7.566	3.200 11.633 8.433	4.800 13.800 9.000	4.200 13.000 8.800	4.600 12.533 7.933	
	144	GROBLER Tiaan	D 5.200 12.833 E 7.733 -0.100	4.700 12.466 7.766	5.100 12.833 7.733	4.400 13.233 8.833	4.400 12.666 8.266	4.400 12.566 8.166	
	145	MACKENZIE Cameron	D 5.500 13.666 E 8.166	4.300 10.866 6.566	4.500 12.700 8.200	5.200 13.533 8.633 -0.300	4.900 12.866 7.966	4.600 9.800 5.200	
	146	NGCOBO Siphamandla	D 5.700 13.400 E 7.700		5.000 13.400 8.400	4.800 13.933 9.133	4.500 12.266 7.766		
10	Singapore - SIN		40.807 (7)	34.299 (10)	35.332 (10)	42.432 (4)	38.465 (10)	35.507 (9)	226.842
	152	BIN MUHAMMAD JUFR.	D E	3.000 10.133 7.133	4.700 12.333 7.633	5.200 14.033 8.833	4.200 12.466 8.266	3.700 11.275 7.575	
	153	GAN Zi Jie Gabriel	D 4.400 13.008 E 8.608	5.400 13.866 8.466	3.500 12.366 8.866	4.400 12.666 8.566 -0.300	3.300 12.866 9.566	4.400 12.966 8.566	
	154	HOE Wah Toon	D 5.800 14.366 E 8.566			5.200 14.166 8.966			
	155	TAY Kai Cheng Timothy	D 5.000 13.433 E 8.433	4.300 10.300 6.000	3.300 10.366 7.066		4.400 13.133 8.733	4.800 11.266 6.466	
	156	TAY Wei An Terry	D 5.400 13.000 E 7.600		4.700 10.633 5.933	5.200 14.233 9.033			



Results

Rank	Bib	Noc Name							Total
11		Isle of Man - IOM							
			37.358 (11)	32.899 (11)	29.465 (11)	37.665 (11)	37.508 (11)	34.358 (11)	209.253
	129	HEDGES Alexander	D 4.100 12.900 E 8.800	3.700 11.733 8.033	3.400 12.033 8.633	4.400 12.866 8.566 -0.100	3.500 12.608 9.108	2.800 11.758 8.958	
	130	MEASURIA Harshul	D 4.200 12.825 E 8.625	3.800 10.633 6.833	3.600 10.766 7.166	3.000 11.533 8.633 -0.100	3.900 <i>11.533</i> 7.633	2.900 11.800 8.900	
	131	MEASURIA Mukunda	D 3.900 11.633 E 7.733	3.400 9.766 6.366	2.700 6.033 7.333 -4.000	3.000 <i>11.100</i> 8.400 -0.300	3.500 12.500 9.000	3.100 <i>10.400</i> 7.300	
	132	PATEL Anand	D 4.900 <i>10.700</i> E 6.200 -0.400	2.900 10.533 7.633	2.400 6.666 8.266 -4.000	4.400 13.266 8.866	3.700 12.400 8.700	2.700 10.800 8.100	

Note:
Underlined totals indicate starting apparatus.
Italics indicate the low (discarded) score.







Legend:

D Difficulty E Execution

 Floor Exercise
  Pommel Horse
  Rings
  Vault
  Parallel Bars
  Horizontal Bar









Results

Rank	Bib	Name	CGA Code							Total
				Score Rk Pen	Score Rk Pen	Score Rk Pen	Score Rk Pen	Score Rk Pen	Score Rk Pen	
1	120	WHITLOCK Max	ENG D	6.700 <u>15.600</u> (1)	7.300 15.733 (1)	5.900 14.433 (6)	6.000 15.333 (1)	6.100 14.500 (5)	6.300 14.766 (3)	90.365 Q
			E	8.900	8.433	8.533	9.333	8.400	8.466	
2	121	WILSON Nile	ENG D	5.700 <u>14.458</u> (7)	5.900 13.633 (7)	5.700 14.383 (7)	5.600 14.500 (6)	6.000 14.833 (2)	6.200 14.800 (2)	86.607 Q
			E	8.758	7.733	8.683	9.000 -0.1	8.833	8.600	
3	150	KEATINGS Daniel	SCO D	6.000 14.966 (3)	6.700 <u>14.533</u> (3)	5.500 13.900 (15)	5.200 14.133 (12)	6.800 14.100 (11)	6.000 14.566 (5)	86.198 Q
			E	8.966	7.833	8.400	8.933	7.300	8.566	
4	147	BAINES Frank	SCO D	6.400 14.066 (13)	6.200 <u>13.600</u> (9)	5.000 13.975 (13)	5.600 14.566 (5)	6.200 14.966 (1)	5.900 14.633 (4)	85.806 Q
			E	8.066 -0.4	7.400	8.975	9.066 -0.1	8.766	8.733	
5	151	PURVIS Daniel	SCO D	6.400 13.900 (15)	6.100 <u>13.600</u> (8)	6.200 14.700 (3)	5.600 14.833 (3)	6.500 14.733 (3)	5.900 13.833 (9)	85.599 Q
			E	7.500	7.500	8.500	9.233	8.233	7.933	
6	104	TSUKAHARA Naoya	AUS D	4.700 13.866 (16)	5.500 13.266 (11)	5.900 <u>14.308</u> (9)	5.200 12.866 (40)	6.000 14.691 (4)	5.300 13.900 (6)	82.897 Q
			E	9.166	7.766	8.408	7.966 -0.3	8.691	8.600	
7	105	WADSWORTH Luke	AUS D	5.900 13.366 (26)	5.200 12.633 (17)	5.200 <u>13.933</u> (14)	5.200 14.316 (8)	6.200 14.366 (7)	5.100 13.433 (16)	82.047 Q
			E	7.466	7.433	8.733	9.116	8.166	8.333	
8	161	PURNELL Clinton	WAL D	5.800 <u>14.533</u> (5)	5.100 13.400 (10)	5.800 14.333 (8)	5.200 12.933 (39)	5.000 12.733 (32)	5.000 13.366 (17)	81.298 Q
			E	8.733	8.300	8.533	8.033 -0.3	7.733	8.366	
9	123	MEPHAM Iwan	WAL D	5.700 <u>14.200</u> (12)	4.300 12.308 (24)	5.300 13.266 (26)	4.400 13.183 (37)	4.700 13.800 (14)	5.100 13.366 (18)	80.123 Q
			E	8.500	8.008	7.966	9.083 -0.3	9.100	8.266	
10	101	OHARA Sean	AUS D	6.100 13.866 (17)	4.500 12.066 (26)	5.100 <u>13.366</u> (22)	5.600 13.633 (22)	4.700 12.600 (36)	5.300 13.766 (11)	79.297 Q
			E	7.866 -0.1	7.566	8.266	8.033	7.900	8.466	
11	137	BISHOP David	NZL D	5.700 14.366 (9)	4.700 <u>12.533</u> (20)	4.500 12.933 (27)	4.800 13.816 (20)	3.800 13.033 (23)	5.000 12.066 (29)	78.747 Q
			E	8.766 -0.1	7.833	8.433	9.016	9.233	7.066	
12	138	DONE Kristofer	NZL D	5.400 12.100 (43)	5.300 <u>12.566</u> (19)	4.900 13.300 (24)	4.400 13.633 (22)	5.500 13.933 (13)	5.300 12.866 (24)	78.398 Q
			E	6.700	7.266	8.400	9.233	8.433	7.566	
13	124	KUMAR Ashish	IND D	6.600 14.400 (8)	5.000 <u>11.866</u> (30)	4.700 11.800 (38)	5.600 13.900 (18)	5.400 13.616 (15)	5.300 12.733 (25)	78.315 Q
			E	7.800	6.866	7.100	8.300	8.216	7.433	
14	126	PATRA Rakesh	IND D	5.400 13.500 (23)	5.400 <u>12.000</u> (28)	6.400 14.266 (10)	5.200 13.566 (24)	5.800 13.233 (20)	5.100 11.666 (35)	78.231 Q
			E	8.100	6.600	7.866	8.466 -0.1	7.433	6.566	
15	153	GAN Zi Jie Gabriel	SIN D	4.400 <u>13.008</u> (33)	5.400 13.866 (5)	3.500 12.366 (32)	4.400 12.666 (43)	3.300 12.866 (29)	4.400 12.966 (21)	77.738 Q
			E	8.608	8.466	8.866	8.566 -0.3	9.566	8.566	
16	112	ARISTOTELOUS Panagiotis	CYP D	4.400 13.200 (30)	4.400 <u>11.566</u> (33)	5.200 13.300 (25)	5.200 13.566 (24)	4.800 11.833 (43)	5.300 13.533 (15)	76.998 Q
			E	8.800	7.166	8.100	8.666 -0.3	7.033	8.233	
17	139	KOUDINOV Mikhail	NZL D	5.100 13.258 (28)	5.300 <u>13.083</u> (13)	5.600 13.333 (23)	4.400 13.366 (28)	5.600 13.566 (16)	3.900 10.333 (43)	76.939 Q
			E	8.158	7.783	7.733	8.966	7.966	6.433	
18	116	PAPAEVRIPIDOU Xenios	CYP D	4.600 12.533 (41)	5.200 <u>12.366</u> (23)	4.600 12.266 (34)	4.400 13.233 (35)	4.900 12.733 (31)	5.300 13.600 (14)	76.731 Q
			E	8.033 -0.1	7.166	7.666	8.833	7.833	8.300	
19	143	BIYASE Siphesihle	RSA D	5.400 <u>13.200</u> (31)	4.900 12.466 (22)	3.200 11.633 (39)	4.800 13.800 (21)	4.200 13.000 (26)	4.600 12.533 (27)	76.632 Q
			E	7.800	7.566	8.433	9.000	8.800	7.933	
20	144	GROBLER Tiaan	RSA D	5.200 <u>12.833</u> (37)	4.700 12.466 (21)	5.100 12.833 (28)	4.400 13.233 (35)	4.400 12.666 (34)	4.400 12.566 (26)	76.597 Q
			E	7.733 -0.1	7.766	7.733	8.833	8.266	8.166	
21	127	RANA Aditya	IND D	5.700 13.766 (18)	5.100 <u>11.800</u> (31)	5.400 13.533 (19)	5.200 12.808 (42)	5.400 12.566 (37)	4.800 11.900 (30)	76.373 Q
			E	8.066	6.700	8.133	7.908 -0.3	7.166	7.100	
22	115	LOUCAIDES Stefanos	CYP D	4.600 12.933 (35)	4.300 <u>11.000</u> (37)	4.700 12.700 (30)	4.400 13.316 (31)	4.200 13.258 (19)	4.700 12.900 (23)	76.107 Q
			E	8.333	6.700	8.000	9.016 -0.1	9.058	8.200	
23	159	ALBERT William	TTO D	5.400 12.833 (38)	4.600 <u>12.600</u> (18)	6.200 14.200 (11)	5.200 13.883 (19)	5.000 10.300 (48)	4.800 11.866 (31)	75.682 Q
			E	7.533 -0.1	8.000	8.000	8.783 -0.1	5.300	7.066	
24	160	OWEN Harry	WAL D	5.500 <u>13.566</u> (21)	4.000 11.933 (29)	4.900 12.233 (35)	4.400 13.266 (32)	4.100 13.033 (24)	3.800 10.966 (40)	74.997 Q
			E	8.066	7.933	7.333	8.866	8.933	7.166	
25	129	HEDGES Alexander	IOM D	4.100 12.900 (36)	3.700 11.733 (32)	3.400 <u>12.033</u> (36)	4.400 12.866 (40)	3.500 12.608 (35)	2.800 11.758 (34)	73.898 R1
			E	8.800	8.033	8.633	8.566 -0.1	9.108	8.958	
26	145	MACKENZIE Cameron	RSA D	5.500 <u>13.666</u> (20)	4.300 10.866 (39)	4.500 12.700 (29)	5.200 13.533 (27)	4.900 12.866 (30)	4.600 9.800 (45)	73.431 R2
			E	8.166	6.566	8.200	8.633 -0.3	7.966	5.200	



Results


Rank	Bib Name	CGA Code							Total
			Score Rk Pen	Score Rk Pen	Score Rk Pen	Score Rk Pen	Score Rk Pen	Score Rk Pen	
27	106 CAESAR Quazi Syque	BAN D	5.900 13.233 (29)	3.900 <u>10.166</u> (44)	3.700 10.600 (44)	5.200 13.333 (30)	6.100 14.133 (10)	5.100 9.933 (44)	71.398
		E	7.333	6.266	6.900	8.133	8.033	4.833	R3
28	130 MEASURIA Harshul	IOM D	4.200 12.825 (40)	3.800 10.633 (41)	3.600 <u>10.766</u> (42)	3.000 11.533 (50)	3.900 11.533 (47)	2.900 11.800 (32)	69.090
		E	8.625	6.833	7.166	8.633 -0.1	7.633	8.900	
29	158 PATHTHAPPERUMA	SRI D	4.200 12.100 (42)	5.100 10.966 (38)	1.800 <u>9.700</u> (47)	3.600 12.533 (45)	3.800 11.566 (45)	3.700 11.333 (36)	68.198
		E	7.900	5.866	7.900	8.933	7.766	7.633	
30	132 PATEL Anand	IOM D	4.900 10.700 (49)	2.900 10.533 (42)	2.400 <u>6.666</u> (48)	4.400 13.266 (32)	3.700 12.400 (40)	2.700 10.800 (41)	64.365
		E	6.200 -0.4	7.633	8.266 -4.0	8.866	8.700	8.100	
31	157 ARACHCHI APPUH. D.	SRI D	4.600 11.391 (48)	4.800 10.700 (40)	2.200 <u>5.350</u> (50)	4.800 12.500 (46)	4.100 11.566 (46)	3.600 11.066 (39)	62.573
		E	6.791	5.900	7.150 -4.0	7.800 -0.1	7.466	7.466	
32	131 MEASURIA Mukunda	IOM D	3.900 11.633 (46)	3.400 9.766 (46)	2.700 <u>6.033</u> (49)	3.000 11.100 (51)	3.500 12.500 (38)	3.100 10.400 (42)	61.432
		E	7.733	6.366	7.333 -4.0	8.400 -0.3	9.000	7.300	

Note:

Underlined totals indicate starting apparatus

Legend:

Q Qualified for All-Around Final Rx Reserve for All-Around Final

 Floor Exercise  Pommel Horse  Rings  Vault  Parallel Bars  Horizontal Bar



Results



Rank	Bib	Name	CGA Code	D Score	E Score	Pen	Total
1	120	WHITLOCK Max	ENG	6.700	8.900		15.600 Q
2	117	OLDHAM Sam	ENG	6.700	8.625		15.325 Q
3	150	KEATINGS Daniel	SCO	6.000	8.966		14.966 Q
4	111	MORGAN Scott	CAN	6.400	8.533		14.933 Q
5	161	PURNELL Clinton	WAL	5.800	8.733		14.533 Q
6	119	THOMAS Kristian	ENG	6.000	8.466		14.466
7	121	WILSON Nile	ENG	5.700	8.758		14.458
8	124	KUMAR Ashish	IND	6.600	7.800		14.400 Q
9	137	BISHOP David	NZL	5.700	8.766	-0.1	14.366 Q
10	154	HOE Wah Toon	SIN	5.800	8.566		14.366 Q
11	109	LORAN Anderson	CAN	5.700	8.633		14.333 R1
12	123	MEPHAM Iwan	WAL	5.700	8.500		14.200 R2
13	147	BAINES Frank	SCO	6.400	8.066	-0.4	14.066
14	102	PIETERSE Kent	AUS	5.800	8.133		13.933
15	151	PURVIS Daniel	SCO	6.400	7.500		13.900
16	104	TSUKAHARA Naoya	AUS	4.700	9.166		13.866
17	101	OHARA Sean	AUS	6.100	7.866	-0.1	13.866
18	127	RANA Aditya	IND	5.700	8.066		13.766
19	110	LYTWYN Kevin	CAN	5.900	7.833		13.733
20	145	MACKENZIE Cameron	RSA	5.500	8.166		13.666
21	160	OWEN Harry	WAL	5.500	8.066		13.566
22	148	COX Adam	SCO	5.000	8.500		13.500
23	126	PATRA Rakesh	IND	5.400	8.100		13.500
24	155	TAY Kai Cheng Timothy	SIN	5.000	8.433		13.433
25	146	NGCOBO Siphamandla	RSA	5.700	7.700		13.400
26	105	WADSWORTH Luke	AUS	5.900	7.466		13.366
27	133	AHMAD SARUJI Hairi Zaid	MAS	5.600	8.033	-0.3	13.333
28	139	KOUDINOV Mikhail	NZL	5.100	8.158		13.258
29	106	CAESAR Quazi Syque	BAN	5.900	7.333		13.233
30	112	ARISTOTELOUS Panagiotis	CYP	4.400	8.800		13.200
31	143	BIYASE Siphesihle	RSA	5.400	7.800		13.200
32	162	SANSBY Robert	WAL	5.200	8.233	-0.4	13.033
33	153	GAN Zi Jie Gabriel	SIN	4.400	8.608		13.008
34	156	TAY Wei An Terry	SIN	5.400	7.600		13.000
35	115	LOUCAIDES Stefanos	CYP	4.600	8.333		12.933
36	129	HEDGES Alexander	IOM	4.100	8.800		12.900
37	144	GROBLER Tiaan	RSA	5.200	7.733	-0.1	12.833
38	159	ALBERT William	TTO	5.400	7.533	-0.1	12.833
39	108	GAFUIK Nathan	CAN	6.000	6.933	-0.1	12.833
40	130	MEASURIA Harshul	IOM	4.200	8.625		12.825
41	116	PAPAEVRIPIDOU Xenios	CYP	4.600	8.033	-0.1	12.533
42	158	PATHTHAPPERUMA Tharindu Uditha	SRI	4.200	7.900		12.100
43	138	DONE Kristofer	NZL	5.400	6.700		12.100



Results



Rank	Bib	Name	CGA Code	D Score	E Score	Pen	Total
44	134	MOHD HAMZARUDIN Nordin	MAS	4.500	7.566		12.066
45	141	PALMER Matthew	NZL	4.700	7.333	-0.1	11.933
46	131	MEASURIA Mukunda	IOM	3.900	7.733		11.633
47	128	VERMA Siddharth	IND	5.000	6.400		11.400
48	157	ARACHCHI APPUHAMILAGE DON Dilsh. K.	SRI	4.600	6.791		11.391
49	132	PATEL Anand	IOM	4.900	6.200	-0.4	10.700

Legend:

D Difficulty

E Execution

Pen Penalty

Q Qualified for Floor Exercise Final

Rx Reserve for Floor Exercise Final

 Floor Exercise



Results



Rank	Bib	Name	CGA Code	D Score	E Score	Pen	Total
1	120	WHITLOCK Max	ENG	7.300	8.433		15.733 Q
2	118	SMITH Louis	ENG	6.900	8.800		15.700 Q
3	150	KEATINGS Daniel	SCO	6.700	7.833		14.533 Q
4	122	DAVIES Jac	WAL	6.000	8.500		14.500 Q
5	153	GAN Zi Jie Gabriel	SIN	5.400	8.466		13.866 Q
6	109	LORAN Anderson	CAN	5.500	8.166		13.666 Q
7	121	WILSON Nile	ENG	5.900	7.733		13.633
8	151	PURVIS Daniel	SCO	6.100	7.500		13.600 Q
9	147	BAINES Frank	SCO	6.200	7.400		13.600
10	161	PURNELL Clinton	WAL	5.100	8.300		13.400 Q
11	104	TSUKAHARA Naoya	AUS	5.500	7.766		13.266 R1
12	136	COSGRAVE Matthew	NIR	4.700	8.433		13.133 R2
13	139	KOUDINOV Mikhail	NZL	5.300	7.783		13.083
14	107	CLAY Zachary	CAN	5.300	7.666		12.966
15	128	VERMA Siddharth	IND	6.000	6.833		12.833
16	148	COX Adam	SCO	4.000	8.666		12.666
17	105	WADSWORTH Luke	AUS	5.200	7.433		12.633
18	159	ALBERT William	TTO	4.600	8.000		12.600
19	138	DONE Kristofer	NZL	5.300	7.266		12.566
20	137	BISHOP David	NZL	4.700	7.833		12.533
21	144	GROBLER Tiaan	RSA	4.700	7.766		12.466
22	143	BIYASE Siphesihle	RSA	4.900	7.566		12.466
23	116	PAPAEVRIPIDOU Xenios	CYP	5.200	7.166		12.366
24	123	MEPHAM Iwan	WAL	4.300	8.008		12.308
25	117	OLDHAM Sam	ENG	6.000	6.100		12.100
26	101	OHARA Sean	AUS	4.500	7.566		12.066
27	108	GAFUIK Nathan	CAN	5.100	6.933		12.033
28	126	PATRA Rakesh	IND	5.400	6.600		12.000
29	160	OWEN Harry	WAL	4.000	7.933		11.933
30	124	KUMAR Ashish	IND	5.000	6.866		11.866
31	127	RANA Aditya	IND	5.100	6.700		11.800
32	129	HEDGES Alexander	IOM	3.700	8.033		11.733
33	112	ARISTOTELOUS Panagiotis	CYP	4.400	7.166		11.566
34	135	CARSON Luke	NIR	5.400	6.133		11.533
35	103	RICKARDS Jack	AUS	5.100	6.200		11.300
36	140	MCGOWAN Reid	NZL	4.800	6.233		11.033
37	115	LOUCAIDES Stefanos	CYP	4.300	6.700		11.000
38	158	PATHTHAPPERUMA Tharindu Uditha	SRI	5.100	5.866		10.966
39	145	MACKENZIE Cameron	RSA	4.300	6.566		10.866
40	157	ARACHCHI APPUHAMILAGE DON Dilsh. K.	SRI	4.800	5.900		10.700
41	130	MEASURIA Harshul	IOM	3.800	6.833		10.633
42	132	PATEL Anand	IOM	2.900	7.633		10.533
43	155	TAY Kai Cheng Timothy	SIN	4.300	6.000		10.300



Results



Rank	Bib	Name	CGA Code	D Score	E Score	Pen	Total
44	106	CAESAR Quazi Syque	BAN	3.900	6.266		10.166
45	152	BIN MUHAMMAD JUFRIE Aizat	SIN	3.000	7.133		10.133
46	131	MEASURIA Mukunda	IOM	3.400	6.366		9.766

Legend:

D Difficulty

E Execution

Pen Penalty

Q Qualified for Pommel Horse Final

Rx Reserve for Pommel Horse Final



Pommel Horse



Results



Rank	Bib	Name	CGA Code	D Score	E Score	Pen	Total
1	111	MORGAN Scott	CAN	6.600	8.600		15.200 Q
2	110	LYTWYN Kevin	CAN	6.200	8.666		14.866 Q
3	151	PURVIS Daniel	SCO	6.200	8.500		14.700 Q
4	117	OLDHAM Sam	ENG	6.000	8.533		14.533 Q
5	141	PALMER Matthew	NZL	5.800	8.700		14.500 Q
6	120	WHITLOCK Max	ENG	5.900	8.533		14.433 Q
7	121	WILSON Nile	ENG	5.700	8.683		14.383
8	161	PURNELL Clinton	WAL	5.800	8.533		14.333 Q
9	104	TSUKAHARA Naoya	AUS	5.900	8.408		14.308 Q
10	126	PATRA Rakesh	IND	6.400	7.866		14.266 R1
11	159	ALBERT William	TTO	6.200	8.000		14.200 R2
12	119	THOMAS Kristian	ENG	5.400	8.600		14.000
13	147	BAINES Frank	SCO	5.000	8.975		13.975
14	105	WADSWORTH Luke	AUS	5.200	8.733		13.933
15	150	KEATINGS Daniel	SCO	5.500	8.400		13.900
16	113	GEORGALLAS Irodotos	CYP	6.300	7.433		13.733
17	109	LORAN Anderson	CAN	5.500	8.150		13.650
18	103	RICKARDS Jack	AUS	4.800	8.833		13.633
19	127	RANA Aditya	IND	5.400	8.133		13.533
20	125	MONDAL Partha	IND	5.700	7.733		13.433
21	146	NGCOBO Siphamandla	RSA	5.000	8.400		13.400
22	101	OHARA Sean	AUS	5.100	8.266		13.366
23	139	KOUDINOV Mikhail	NZL	5.600	7.733		13.333
24	138	DONE Kristofer	NZL	4.900	8.400		13.300
25	112	ARISTOTELOUS Panagiotis	CYP	5.200	8.100		13.300
26	123	MEPHAM Iwan	WAL	5.300	7.966		13.266
27	137	BISHOP David	NZL	4.500	8.433		12.933
28	144	GROBLER Tiaan	RSA	5.100	7.733		12.833
29	145	MACKENZIE Cameron	RSA	4.500	8.200		12.700
30	115	LOUCAIDES Stefanos	CYP	4.700	8.000		12.700
31	149	DAVIE Liam	SCO	5.200	7.200		12.400
32	153	GAN Zi Jie Gabriel	SIN	3.500	8.866		12.366
33	152	BIN MUHAMMAD JUFRIE Aizat	SIN	4.700	7.633		12.333
34	116	PAPAEVRIPIDOU Xenios	CYP	4.600	7.666		12.266
35	160	OWEN Harry	WAL	4.900	7.333		12.233
36	129	HEDGES Alexander	IOM	3.400	8.633		12.033
37	162	SANSBY Robert	WAL	4.500	7.466		11.966
38	124	KUMAR Ashish	IND	4.700	7.100		11.800
39	143	BIYASE Siphesihle	RSA	3.200	8.433		11.633
40	107	CLAY Zachary	CAN	4.900	6.333		11.233
41	134	MOHD HAMZARUDIN Nordin	MAS	3.900	6.933		10.833
42	130	MEASURIA Harshul	IOM	3.600	7.166		10.766
43	156	TAY Wei An Terry	SIN	4.700	5.933		10.633



Results



Rank	Bib	Name	CGA Code	D Score	E Score	Pen	Total
44	106	CAESAR Quazi Syque	BAN	3.700	6.900		10.600
45	155	TAY Kai Cheng Timothy	SIN	3.300	7.066		10.366
46	133	AHMAD SARUJI Hairi Zaid	MAS	3.600	6.533		10.133
47	158	PATHTHAPPERUMA Tharindu Uditha	SRI	1.800	7.900		9.700
48	132	PATEL Anand	IOM	2.400	8.266	-4.0	6.666
49	131	MEASURIA Mukunda	IOM	2.700	7.333	-4.0	6.033
50	157	ARACHCHI APPUHAMILAGE DON Dilsh. K.	SRI	2.200	7.150	-4.0	5.350
51	142	QADIR Ghulam	PAK	2.400	4.533	-4.0	2.933

Legend:

D Difficulty

E Execution

Pen Penalty

Q Qualified for Rings Final

Rx Reserve for Rings Final



Rings



Results



Rank	Bib	Name	CGA Code	D Score	E Score	Pen	Total
1	120	WHITLOCK Max	ENG	6.000	9.333		15.333
2	119	THOMAS Kristian	ENG	6.000	9.100		15.100
3	151	PURVIS Daniel	SCO	5.600	9.233		14.833
4	111	MORGAN Scott	CAN	5.600	9.066		14.666
5	147	BAINES Frank	SCO	5.600	9.066	-0.1	14.566
6	117	OLDHAM Sam	ENG	6.000	8.500		14.500
6	121	WILSON Nile	ENG	5.600	9.000	-0.1	14.500
8	105	WADSWORTH Luke	AUS	5.200	9.116		14.316
9	109	LORAN Anderson	CAN	5.200	9.033		14.233
9	156	TAY Wei An Terry	SIN	5.200	9.033		14.233
11	154	HOE Wah Toon	SIN	5.200	8.966		14.166
12	150	KEATINGS Daniel	SCO	5.200	8.933		14.133
13	108	GAFUIK Nathan	CAN	5.600	8.500		14.100
14	148	COX Adam	SCO	5.200	8.966	-0.1	14.066
15	152	BIN MUHAMMAD JUFRIE Aizat	SIN	5.200	8.833		14.033
16	102	PIETERSE Kent	AUS	4.800	9.166		13.966
17	146	NGCOBO Siphamandla	RSA	4.800	9.133		13.933
18	124	KUMAR Ashish	IND	5.600	8.300		13.900
19	159	ALBERT William	TTO	5.200	8.783	-0.1	13.883
20	137	BISHOP David	NZL	4.800	9.016		13.816
21	143	BIYASE Siphesihle	RSA	4.800	9.000		13.800
22	101	OHARA Sean	AUS	5.600	8.033		13.633
22	138	DONE Kristofer	NZL	4.400	9.233		13.633
24	112	ARISTOTELOUS Panagiotis	CYP	5.200	8.666	-0.3	13.566
24	126	PATRA Rakesh	IND	5.200	8.466	-0.1	13.566
24	141	PALMER Matthew	NZL	4.400	9.166		13.566
27	145	MACKENZIE Cameron	RSA	5.200	8.633	-0.3	13.533
28	139	KOUDINOV Mikhail	NZL	4.400	8.966		13.366
28	162	SANSBY Robert	WAL	4.400	8.966		13.366
30	106	CAESAR Quazi Syque	BAN	5.200	8.133		13.333
31	115	LOUCAIDES Stefanos	CYP	4.400	9.016	-0.1	13.316
32	114	KRASIAS Dimitris	CYP	4.400	8.866		13.266
32	132	PATEL Anand	IOM	4.400	8.866		13.266
32	160	OWEN Harry	WAL	4.400	8.866		13.266
35	116	PAPAEVRIPIDOU Xenios	CYP	4.400	8.833		13.233
35	144	GROBLER Tiaan	RSA	4.400	8.833		13.233
37	123	MEPHAM Iwan	WAL	4.400	9.083	-0.3	13.183
38	107	CLAY Zachary	CAN	5.600	7.800	-0.3	13.100
39	161	PURNELL Clinton	WAL	5.200	8.033	-0.3	12.933
40	104	TSUKAHARA Naoya	AUS	5.200	7.966	-0.3	12.866
40	129	HEDGES Alexander	IOM	4.400	8.566	-0.1	12.866
42	127	RANA Aditya	IND	5.200	7.908	-0.3	12.808
43	153	GAN Zi Jie Gabriel	SIN	4.400	8.566	-0.3	12.666



Results



Rank	Bib	Name	CGA Code	D Score	E Score	Pen	Total
44	134	MOHD HAMZARUDIN Nordin	MAS	5.200	7.733	-0.3	12.633
45	158	PATHTHAPPERUMA Tharindu Uditha	SRI	3.600	8.933		12.533
46	157	ARACHCHI APPUHAMILAGE DON Dilsh. K.	SRI	4.800	7.800	-0.1	12.500
47	128	VERMA Siddharth	IND	4.800	7.566	-0.3	12.066
48	142	QADIR Ghulam	PAK	3.600	8.400		12.000
49	133	AHMAD SARUJI Hairi Zaid	MAS	3.600	8.466	-0.3	11.766
50	130	MEASURIA Harshul	IOM	3.000	8.633	-0.1	11.533
51	131	MEASURIA Mukunda	IOM	3.000	8.400	-0.3	11.100

Legend:

D Difficulty

E Execution

Pen Penalty

 Vault



Results



Rank	Bib	Name	CGA Code	Vault	D Score	E Score	Pen	Vault Score	Total
1	119	THOMAS Kristian	ENG	1	6.000	9.100		15.100	14.716 Q
				2	5.600	8.733		14.333	
2	111	MORGAN Scott	CAN	1	5.600	9.066		14.666	14.599 Q
				2	5.600	8.933		14.533	
3	147	BAINES Frank	SCO	1	5.600	9.066	-0.1	14.566	14.333 Q
				2	5.600	8.500		14.100	
4	154	HOE Wah Toon	SIN	1	5.200	8.966		14.166	13.899 Q
				2	5.200	8.433		13.633	
5	152	BIN MUHAMMAD JUFRIE Aizat	SIN	1	5.200	8.833		14.033	13.866 Q
				2	5.200	8.600	-0.1	13.700	
6	156	TAY Wei An Terry	SIN	1	5.200	9.033		14.233	13.816
				2	5.200	8.500	-0.3	13.400	
7	148	COX Adam	SCO	1	5.200	8.966	-0.1	14.066	13.733 Q
				2	4.400	9.000		13.400	
8	102	PIETERSE Kent	AUS	1	4.800	9.166		13.966	13.733 Q
				2	5.600	7.900		13.500	
9	124	KUMAR Ashish	IND	1	5.600	8.300		13.900	13.633 Q
				2	5.600	7.766		13.366	
10	112	ARISTOTELOUS Panagiotis	CYP	1	5.200	8.666	-0.3	13.566	13.633 R1
				2	4.800	8.900		13.700	
11	137	BISHOP David	NZL	1	4.800	9.016		13.816	13.616 R2
				2	4.400	9.016		13.416	
12	161	PURNELL Clinton	WAL	1	5.200	8.033	-0.3	12.933	13.583
				2	5.200	9.033		14.233	
13	146	NGCOBO Siphamandla	RSA	1	4.800	9.133		13.933	13.324
				2	3.600	9.116		12.716	
14	127	RANA Aditya	IND	1	5.200	7.908	-0.3	12.808	13.195
				2	5.200	8.383		13.583	
15	145	MACKENZIE Cameron	RSA	1	5.200	8.633	-0.3	13.533	12.849
				2	3.200	8.966		12.166	
16	132	PATEL Anand	IOM	1	4.400	8.866		13.266	12.816
				2	3.200	9.166		12.366	
17	134	MOHD HAMZARUDIN Nordin	MAS	1	5.200	7.733	-0.3	12.633	12.516
				2	3.600	8.800		12.400	
18	133	AHMAD SARUJI Hairi Zaid	MAS	1	3.600	8.466	-0.3	11.766	12.049
				2	3.200	9.133		12.333	
19	157	ARACHCHI APPUHAMILAGE DON Dilsh. K.	SRI	1	4.800	7.800	-0.1	12.500	11.833
				2	2.800	8.466	-0.1	11.166	
20	129	HEDGES Alexander	IOM	1	4.400	8.566	-0.1	12.866	11.716
				2	2.800	7.866	-0.1	10.566	
21	131	MEASURIA Mukunda	IOM	1	3.000	8.400	-0.3	11.100	11.300
				2	2.800	8.700		11.500	



Results



Rank	Bib	Name	CGA Code	Vault	D Score	E Score	Pen	Vault Score	Total
------	-----	------	----------	-------	---------	---------	-----	-------------	-------

Legend:

D Difficulty **E** Execution **Pen** Penalty **Q** Qualified for Vault Final **Rx** Reserve for Vault Final

 Vault



Results



Rank	Bib	Name	CGA Code	D Score	E Score	Pen	Total
1	147	BAINES Frank	SCO	6.200	8.766		14.966 Q
2	121	WILSON Nile	ENG	6.000	8.833		14.833 Q
3	151	PURVIS Daniel	SCO	6.500	8.233		14.733 Q
4	104	TSUKAHARA Naoya	AUS	6.000	8.691		14.691 Q
5	120	WHITLOCK Max	ENG	6.100	8.400		14.500 Q
6	110	LYTWYN Kevin	CAN	5.800	8.600		14.400 Q
7	105	WADSWORTH Luke	AUS	6.200	8.166		14.366 Q
8	107	CLAY Zachary	CAN	6.200	8.033		14.233 Q
9	118	SMITH Louis	ENG	5.900	8.233		14.133
10	106	CAESAR Quazi Syque	BAN	6.100	8.033		14.133 R1
11	150	KEATINGS Daniel	SCO	6.800	7.300		14.100
12	136	COSGRAVE Matthew	NIR	5.200	8.866		14.066 R2
13	138	DONE Kristofer	NZL	5.500	8.433		13.933
14	123	MEPHAM Iwan	WAL	4.700	9.100		13.800
15	124	KUMAR Ashish	IND	5.400	8.216		13.616
16	139	KOUDINOV Mikhail	NZL	5.600	7.966		13.566
17	114	KRASIAS Dimitris	CYP	5.800	7.766		13.566
18	108	GAFUIK Nathan	CAN	5.900	7.633		13.533
19	115	LOUCAIDES Stefanos	CYP	4.200	9.058		13.258
20	126	PATRA Rakesh	IND	5.800	7.433		13.233
21	148	COX Adam	SCO	4.400	8.733		13.133
21	155	TAY Kai Cheng Timothy	SIN	4.400	8.733		13.133
23	137	BISHOP David	NZL	3.800	9.233		13.033
24	160	OWEN Harry	WAL	4.100	8.933		13.033
25	103	RICKARDS Jack	AUS	5.300	7.733		13.033
26	143	BIYASE Siphesihle	RSA	4.200	8.800		13.000
27	135	CARSON Luke	NIR	5.200	7.766		12.966
28	140	MCGOWAN Reid	NZL	5.200	7.700		12.900
29	153	GAN Zi Jie Gabriel	SIN	3.300	9.566		12.866
30	145	MACKENZIE Cameron	RSA	4.900	7.966		12.866
31	116	PAPAEVRIPIDOU Xenios	CYP	4.900	7.833		12.733
32	161	PURNELL Clinton	WAL	5.000	7.733		12.733
33	125	MONDAL Partha	IND	5.300	7.433		12.733
34	144	GROBLER Tiaan	RSA	4.400	8.266		12.666
35	129	HEDGES Alexander	IOM	3.500	9.108		12.608
36	101	OHARA Sean	AUS	4.700	7.900		12.600
37	127	RANA Aditya	IND	5.400	7.166		12.566
38	131	MEASURIA Mukunda	IOM	3.500	9.000		12.500
39	152	BIN MUHAMMAD JUFRIE Aizat	SIN	4.200	8.266		12.466
40	132	PATEL Anand	IOM	3.700	8.700		12.400
41	162	SANSBY Robert	WAL	4.400	7.933		12.333
42	146	NGCOBO Siphamandla	RSA	4.500	7.766		12.266
43	112	ARISTOTELOUS Panagiotis	CYP	4.800	7.033		11.833



Results



Rank	Bib	Name	CGA Code	D Score	E Score	Pen	Total
44	133	AHMAD SARUJI Hairi Zaid	MAS	4.600	7.200		11.800
45	158	PATHTHAPPERUMA Tharindu Uditha	SRI	3.800	7.766		11.566
46	157	ARACHCHI APPUHAMILAGE DON Dilsh. K.	SRI	4.100	7.466		11.566
47	130	MEASURIA Harshul	IOM	3.900	7.633		11.533
48	159	ALBERT William	TTO	5.000	5.300		10.300

Legend:

D Difficulty

E Execution

Pen Penalty

Q Qualified for Parallel Bars Final

Rx Reserve for Parallel Bars Final

 Parallel Bars



Results



Rank	Bib	Name	CGA Code	D Score	E Score	Pen	Total
1	119	THOMAS Kristian	ENG	6.500	8.533		15.033 Q
2	121	WILSON Nile	ENG	6.200	8.600		14.800 Q
3	120	WHITLOCK Max	ENG	6.300	8.466		14.766
4	147	BAINES Frank	SCO	5.900	8.733		14.633 Q
5	150	KEATINGS Daniel	SCO	6.000	8.566		14.566 Q
6	104	TSUKAHARA Naoya	AUS	5.300	8.600		13.900 Q
7	110	LYTWYN Kevin	CAN	6.500	7.400		13.900 Q
8	107	CLAY Zachary	CAN	5.000	8.833		13.833 Q
9	151	PURVIS Daniel	SCO	5.900	7.933		13.833
10	109	LORAN Anderson	CAN	6.200	7.600		13.800
11	101	OHARA Sean	AUS	5.300	8.466		13.766 Q
12	102	PIETERSE Kent	AUS	5.600	8.166		13.766
13	114	KRASIAS Dimitris	CYP	5.800	7.900		13.700 R1
14	116	PAPAEVRIPIDOU Xenios	CYP	5.300	8.300		13.600 R2
15	112	ARISTOTELOUS Panagiotis	CYP	5.300	8.233		13.533
16	105	WADSWORTH Luke	AUS	5.100	8.333		13.433
17	161	PURNELL Clinton	WAL	5.000	8.366		13.366
18	123	MEPHAM Iwan	WAL	5.100	8.266		13.366
19	108	GAFUIK Nathan	CAN	5.700	7.633		13.333
20	140	MCGOWAN Reid	NZL	4.600	8.533		13.133
21	153	GAN Zi Jie Gabriel	SIN	4.400	8.566		12.966
22	162	SANSBY Robert	WAL	4.400	8.533		12.933
23	115	LOUCAIDES Stefanos	CYP	4.700	8.200		12.900
24	138	DONE Kristofer	NZL	5.300	7.566		12.866
25	124	KUMAR Ashish	IND	5.300	7.433		12.733
26	144	GROBLER Tiaan	RSA	4.400	8.166		12.566
27	143	BIYASE Siphesihle	RSA	4.600	7.933		12.533
28	149	DAVIE Liam	SCO	5.100	7.033		12.133
29	137	BISHOP David	NZL	5.000	7.066		12.066
30	127	RANA Aditya	IND	4.800	7.100		11.900
31	159	ALBERT William	TTO	4.800	7.066		11.866
32	130	MEASURIA Harshul	IOM	2.900	8.900		11.800
33	125	MONDAL Partha	IND	4.600	7.166		11.766
34	129	HEDGES Alexander	IOM	2.800	8.958		11.758
35	126	PATRA Rakesh	IND	5.100	6.566		11.666
36	158	PATHTHAPPERUMA Tharindu Uditha	SRI	3.700	7.633		11.333
37	152	BIN MUHAMMAD JUFRIE Aizat	SIN	3.700	7.575		11.275
38	155	TAY Kai Cheng Timothy	SIN	4.800	6.466		11.266
39	157	ARACHCHI APPUHAMILAGE DON Dilsh. K.	SRI	3.600	7.466		11.066
40	160	OWEN Harry	WAL	3.800	7.166		10.966
41	132	PATEL Anand	IOM	2.700	8.100		10.800
42	131	MEASURIA Mukunda	IOM	3.100	7.300		10.400
43	139	KOUDINOV Mikhail	NZL	3.900	6.433		10.333



Results



Rank	Bib	Name	CGA Code	D Score	E Score	Pen	Total
44	106	CAESAR Quazi Syque	BAN	5.100	4.833		9.933
45	145	MACKENZIE Cameron	RSA	4.600	5.200		9.800

Legend:

D Difficulty

E Execution

Pen Penalty

Q Qualified for Horizontal Bar Final

Rx Reserve for Horizontal Bar Final



Horizontal Bar



Tie-Break Report



Rank	Bib	Name	CGA Code	Total	Execution Score	Difficulty Score
9	137	BISHOP David	NZL	14.366	8.766	
10	154	HOE Wah Toon	SIN	14.366	8.566	
16	104	TSUKAHARA Naoya	AUS	13.866	9.166	
17	101	OHARA Sean	AUS	13.866	7.866	
22	148	COX Adam	SCO	13.500	8.500	
23	126	PATRA Rakesh	IND	13.500	8.100	
30	112	ARISTOTELOUS Panagiotis	CYP	13.200	8.800	
31	143	BIYASE Siphesihle	RSA	13.200	7.800	
37	144	GROBLER Tiaan	RSA	12.833	7.733	
38	159	ALBERT William	TTO	12.833	7.533	
39	108	GAFUIK Nathan	CAN	12.833	6.933	
42	158	PATHTHAPPERUMA Tharindu Uditha	SRI	12.100	7.900	
43	138	DONE Kristofer	NZL	12.100	6.700	


Note:

Tie-break rules

Tie will be broken by the following criteria:

1. The highest Execution score
2. The highest Difficulty score
3. If the gymnasts remain tied they will share the same classification

Legend:

 Floor Exercise



Tie-Break Report



Rank	Bib	Name	CGA Code	Total	Execution Score	Difficulty Score
8	151	PURVIS Daniel	SCO	13.600	7.500	
9	147	BAINES Frank	SCO	13.600	7.400	
21	144	GROBLER Tiaan	RSA	12.466	7.766	
22	143	BIYASE Siphesihle	RSA	12.466	7.566	

Note:

Tie-break rules

Tie will be broken by the following criteria:

1. The highest Execution score
2. The highest Difficulty score
3. If the gymnasts remain tied they will share the same classification

Legend:



Pommel Horse



Tie-Break Report



Rank	Bib	Name	CGA Code	Total	Execution Score	Difficulty Score
24	138	DONE Kristofer	NZL	13.300	8.400	
25	112	ARISTOTELOUS Panagiotis	CYP	13.300	8.100	
29	145	MACKENZIE Cameron	RSA	12.700	8.200	
30	115	LOUCAIDES Stefanos	CYP	12.700	8.000	

Note:

Tie-break rules

Tie will be broken by the following criteria:

1. The highest Execution score
2. The highest Difficulty score
3. If the gymnasts remain tied they will share the same classification

Legend:





Tie-Break Report



Rank	Bib	Name	CGA Code	Total	Highest Vault	Highest Execution Score	Highest Difficulty Score
7	148	COX Adam	SCO	13.733	14.066 (V1)		
8	102	PIETERSE Kent	AUS	13.733	13.966 (V1)		
9	124	KUMAR Ashish	IND	13.633	13.900 (V1)		
10	112	ARISTOTELOUS Panagiotis	CYP	13.633	13.700 (V2)		

Note:

Tie-break rules

Tie will be broken by the following criteria:

1. The highest score between the two vaults
2. The highest Execution score
3. The highest Difficulty score
4. If the gymnasts remain tied they will share the same classification

Legend:

V Vault number

 Vault



Tie-Break Report



Rank	Bib	Name	CGA Code	Total	Execution Score	Difficulty Score
9	118	SMITH Louis	ENG	14.133	8.233	
10	106	CAESAR Quazi Syque	BAN	14.133	8.033	
16	139	KOUDINOV Mikhail	NZL	13.566	7.966	
17	114	KRASIAS Dimitris	CYP	13.566	7.766	
=21	148	COX Adam	SCO	13.133	8.733	4.400
=21	155	TAY Kai Cheng Timothy	SIN	13.133	8.733	4.400
23	137	BISHOP David	NZL	13.033	9.233	
24	160	OWEN Harry	WAL	13.033	8.933	
25	103	RICKARDS Jack	AUS	13.033	7.733	
29	153	GAN Zi Jie Gabriel	SIN	12.866	9.566	
30	145	MACKENZIE Cameron	RSA	12.866	7.966	
31	116	PAPAEVRIPIDOU Xenios	CYP	12.733	7.833	
32	161	PURNELL Clinton	WAL	12.733	7.733	
33	125	MONDAL Partha	IND	12.733	7.433	
45	158	PATHTHAPPERUMA Tharindu Uditha	SRI	11.566	7.766	
46	157	ARACHCHI APPUHAMILAGE DON Dilsh. K.	SRI	11.566	7.466	

Note:

Tie-break rules

Tie will be broken by the following criteria:

1. The highest Execution score
2. The highest Difficulty score
3. If the gymnasts remain tied they will share the same classification

Legend:



Parallel Bars



Tie-Break Report



Rank	Bib	Name	CGA Code	Total	Execution Score	Difficulty Score
6	104	TSUKAHARA Naoya	AUS	13.900	8.600	
7	110	LYTWYN Kevin	CAN	13.900	7.400	
8	107	CLAY Zachary	CAN	13.833	8.833	
9	151	PURVIS Daniel	SCO	13.833	7.933	
11	101	OHARA Sean	AUS	13.766	8.466	
12	102	PIETERSE Kent	AUS	13.766	8.166	
17	161	PURNELL Clinton	WAL	13.366	8.366	
18	123	MEPHAM Iwan	WAL	13.366	8.266	

Note:

Tie-break rules

Tie will be broken by the following criteria:

1. The highest Execution score
2. The highest Difficulty score
3. If the gymnasts remain tied they will share the same classification

Legend:



Horizontal Bar



List Of Qualifiers

Qualifying Order	Bib	Name	CGA Code	Qualification Score
1	120	WHITLOCK Max	ENG	90.365
2	121	WILSON Nile	ENG	86.607
3	150	KEATINGS Daniel	SCO	86.198
4	147	BAINES Frank	SCO	85.806
5	151	PURVIS Daniel	SCO	85.599
6	104	TSUKAHARA Naoya	AUS	82.897
7	105	WADSWORTH Luke	AUS	82.047
8	161	PURNELL Clinton	WAL	81.298
9	123	MEPHAM Iwan	WAL	80.123
10	101	OHARA Sean	AUS	79.297
11	137	BISHOP David	NZL	78.747
12	138	DONE Kristofer	NZL	78.398
13	124	KUMAR Ashish	IND	78.315
14	126	PATRA Rakesh	IND	78.231
15	153	GAN Zi Jie Gabriel	SIN	77.738
16	112	ARISTOTELOUS Panagiotis	CYP	76.998
17	139	KOUDINOV Mikhail	NZL	76.939
18	116	PAPAEVRIPIDOU Xenios	CYP	76.731
19	143	BIYASE Siphesihle	RSA	76.632
20	144	GROBLER Tiaan	RSA	76.597
21	127	RANA Aditya	IND	76.373
22	115	LOUCAIDES Stefanos	CYP	76.107
23	159	ALBERT William	TTO	75.682
24	160	OWEN Harry	WAL	74.997
Reserves				
R1	129	HEDGES Alexander	IOM	73.898
R2	145	MACKENZIE Cameron	RSA	73.431
R3	106	CAESAR Quazi Syque	BAN	71.398

Legend:
RX Reserve for All-Around Final



Judges Assignments

Superior Jury:

ALBRECHT Holger
FEDARAU Andrey
MICKEVICs Arturs
THINGVOLD Tom
FEDARAU Andrey
MICKEVICs Arturs
THINGVOLD Tom

FIG Technical Delegate
FIG Floor Exercise Supervisor
FIG Pommel Horse Supervisor
FIG Rings Supervisor
FIG Vault Supervisor
FIG Parallel Bars Supervisor
FIG Horizontal Bar Supervisor



Function	Name	CGA Code
D1	GRABOWECKY Christopher	CAN
D2	JANSE VAN VUUREN Jan Hendrik	RSA
E1	GREENHILL Ian	ENG
E2	WOLFE Daren	AUS
E3	GAN Chai San	SIN
E4	DHAGE Pravin	IND
E5	BOW Kenneth	NZL
ER1	DAVIES Jan	WAL
ER2	MCANENY Claire	SCO
Time Judge	MASSAM David	ENG
Line Judge 1	SOUTAR Ross	SCO
Line Judge 2	CRAWFORD Andrew Neil	ENG

Function	Name	CGA Code
D1	MAY James	ENG
D2	BRETTELL Gareth Paul	NZL
E1	SHIPPI Panayiotis	CYP
E2	MCGILL Thomas	SCO
E3	MARTIN Bruno	CAN
E4	YONG Hoong Seng	MAS
E5	OREILLY Aidan	NIR
ER1	KENNEDY Rohan Allan	AUS
ER2	BAYASKAR Bhagwan Laxman	IND



Function	Name	CGA Code
D1	SZYJKO Paul	AUS
D2	WEBB Andrew	SCO
E1	RICHARDSON Craig	IOM
E2	EDWARDS Paul	WAL
E3	LIEFELDT Robert	RSA
E4	NIVEN REED Julian	ENG
E5	CARROLL John J.	CAN
ER1	SNG Puay Liang	SIN
ER2	ANGONAS Dimitrios	CYP

Function	Name	CGA Code
D1	GRABOWECKY Christopher	CAN
D2	JANSE VAN VUUREN Jan Hendrik	RSA
E1	GREENHILL Ian	ENG
E2	WOLFE Daren	AUS
E3	GAN Chai San	SIN
E4	DHAGE Pravin	IND
E5	BOW Kenneth	NZL
ER1	DAVIES Jan	WAL
ER2	MCANENY Claire	SCO
Line Judge	SOUTAR Ross	SCO



Function	Name	CGA Code
D1	MAY James	ENG
D2	BRETTELL Gareth Paul	NZL
E1	SHIPPI Panayiotis	CYP
E2	MCGILL Thomas	SCO
E3	MARTIN Bruno	CAN
E4	YONG Hoong Seng	MAS
E5	OREILLY Aidan	NIR
ER1	KENNEDY Rohan Allan	AUS
ER2	BAYASKAR Bhagwan Laxman	IND
Time Judge	CRAWFORD Andrew Neil	ENG

Function	Name	CGA Code
D1	SZYJKO Paul	AUS
D2	WEBB Andrew	SCO
E1	RICHARDSON Craig	IOM
E2	EDWARDS Paul	WAL
E3	LIEFELDT Robert	RSA
E4	NIVEN REED Julian	ENG
E5	CARROLL John J.	CAN
ER1	SNG Puay Liang	SIN
ER2	ANGONAS Dimitrios	CYP

Reserves

Control Number	Name	CGA Code
R1	MAIN Campbell Andrew	NZL
R2	BREWER Keith	ENG

Legend:

Dx Difficulty Judges (x=1-2)

Ex Execution Judges (x=1-5)

ERx Execution Reference Judges (x=1-2)

Rx Reserve Judges


 Floor Exercise

 Pommel Horse

 Rings

 Vault







 Parallel Bars

 Horizontal Bar

Reserve judges added.









Results

Rank	Bib Name	CGA Code							Total
			Score Rk Pen	Score Rk Pen	Score Rk Pen	Score Rk Pen	Score Rk Pen	Score Rk Pen	
1	120 WHITLOCK Max	ENG D	6.700 <u>15.466</u> (1)	7.300 15.866 (1)	5.900 14.733 (1)	6.000 14.500 (3)	6.100 14.966 (2)	6.400 15.100 (1)	90.631
		E	8.766	8.566	8.833	8.800 -0.3	8.866	8.700	
2	150 KEATINGS Daniel	SCO D	5.900 <u>14.800</u> (3)	7.200 15.533 (2)	5.500 14.100 (7)	5.200 14.333 (5)	6.600 14.766 (3)	6.100 14.766 (2)	88.298
		E	8.900	8.333	8.600	9.133	8.166	8.666	
3	121 WILSON Nile	ENG D	6.000 <u>14.600</u> (5)	5.300 13.833 (3)	5.700 14.633 (3)	5.600 14.700 (1)	6.400 15.433 (1)	6.100 14.766 (2)	87.965
		E	8.600	8.533	8.933	9.100	9.033	8.666	
4	151 PURVIS Daniel	SCO D	6.400 <u>15.300</u> (2)	5.700 12.833 (6)	6.200 14.400 (4)	5.600 14.666 (2)	5.700 14.200 (7)	5.800 13.466 (8)	84.865
		E	8.900	7.133	8.200	9.166 -0.1	8.500	7.666	
5	104 TSUKAHARA Naoya	AUS D	4.700 <u>13.933</u> (8)	5.300 12.833 (6)	6.300 14.733 (1)	5.200 14.466 (4)	5.500 14.141 (8)	5.600 13.633 (7)	83.739
		E	9.233	7.533	8.433	9.266	8.641	8.033	
6	147 BAINES Frank	SCO D	6.400 <u>14.633</u> (4)	6.200 12.825 (8)	5.000 13.966 (8)	5.600 13.900 (12)	6.000 14.066 (10)	5.700 12.966 (12)	82.356
		E	8.233	6.625	8.966	8.400 -0.1	8.066	7.266	
7	161 PURNELL Clinton	WAL D	5.800 <u>14.366</u> (6)	5.100 13.133 (5)	5.800 14.233 (6)	5.200 14.333 (5)	5.000 12.900 (20)	5.000 13.333 (10)	82.298
		E	8.566	8.033	8.433	9.133	7.900	8.333	
8	139 KOUDINOV Mikhail	NZL D	5.700 14.100 (7)	4.700 12.800 (9)	5.600 <u>13.533</u> (13)	4.800 13.966 (11)	6.400 14.666 (4)	5.800 12.666 (16)	81.731
		E	8.400	8.100	7.933	9.166	8.266	6.866	
9	105 WADSWORTH Luke	AUS D	5.900 <u>13.900</u> (9)	5.100 12.233 (16)	5.200 13.733 (11)	5.200 14.300 (7)	5.900 13.800 (11)	5.100 13.666 (5)	81.632
		E	8.000	7.133	8.533	9.100	7.900	8.566	
10	138 DONE Kristofer	NZL D	4.900 12.166 (21)	5.300 <u>12.466</u> (14)	4.900 13.333 (15)	4.400 13.633 (16)	5.500 14.300 (6)	5.600 13.900 (4)	79.798
		E	7.266	7.166	8.433	9.233	8.800	8.300	
11	101 OHARA Sean	AUS D	6.000 13.666 (10)	4.300 <u>11.833</u> (19)	5.100 13.000 (16)	5.600 13.833 (14)	5.400 14.133 (9)	4.800 12.966 (12)	79.431
		E	7.766 -0.1	7.533	7.900	8.233	8.733	8.166	
12	137 BISHOP David	NZL D	5.600 12.833 (17)	4.600 <u>12.666</u> (11)	4.500 12.566 (19)	4.800 14.125 (8)	3.800 13.400 (15)	5.300 13.666 (5)	79.256
		E	7.633 -0.4	8.066	8.066	9.325	9.600	8.366	
13	123 MEPHAM Iwan	WAL D	5.100 12.033 (22)	4.200 <u>12.133</u> (17)	5.300 13.466 (14)	4.400 13.500 (18)	4.700 13.666 (13)	5.200 12.833 (14)	77.631
		E	6.933	7.933	8.166	9.100	8.966	7.633	
14	126 PATRA Rakesh	IND D	5.000 11.433 (23)	4.700 <u>10.733</u> (23)	6.100 14.266 (5)	5.200 14.000 (10)	5.800 14.333 (5)	5.100 12.666 (16)	77.431
		E	6.433	6.033	8.166	8.800	8.533	7.566	
15	112 ARISTOTELOUS Panagiotis	CYP D	4.400 12.700 (19)	4.500 <u>12.066</u> (18)	5.200 13.566 (12)	5.200 13.858 (13)	4.800 12.933 (19)	5.300 12.300 (19)	77.423
		E	8.300	7.566	8.366	8.758 -0.1	8.133	7.000	
16	144 GROBLER Tiaan	RSA D	5.200 13.066 (15)	4.600 12.400 (15)	5.200 <u>13.766</u> (10)	4.400 13.366 (20)	4.400 12.433 (22)	4.300 12.333 (18)	77.364
		E	7.866	7.800	8.566	8.966	8.033	8.033	
17	127 RANA Aditya	IND D	5.700 13.500 (12)	5.100 11.800 (20)	4.600 <u>12.466</u> (20)	5.200 14.033 (9)	5.400 13.266 (16)	5.200 12.275 (20)	77.340
		E	7.800	6.700	7.866	8.833	7.866	7.075	
18	124 KUMAR Ashish	IND D	6.400 13.650 (11)	5.900 <u>12.533</u> (13)	4.900 12.100 (21)	5.600 13.333 (22)	5.400 12.133 (23)	5.200 13.333 (10)	77.082
		E	7.250	6.633	7.200	7.733	6.733	8.133	
19	115 LOUCAIDES Stefanos	CYP D	4.600 12.833 (17)	4.100 11.433 (21)	4.500 <u>12.966</u> (17)	4.400 13.166 (24)	4.200 13.566 (14)	4.700 12.733 (15)	76.697
		E	8.233	7.333	8.466	8.866 -0.1	9.366	8.033	
20	160 OWEN Harry	WAL D	5.500 13.300 (13)	4.300 12.700 (10)	4.700 <u>12.900</u> (18)	4.400 13.300 (23)	4.100 12.966 (17)	4.100 11.275 (23)	76.441
		E	7.800	8.400	8.200	9.000 -0.1	8.866	7.175	
21	116 PAPAERVIPIDOU Xenios	CYP D	4.200 13.166 (14)	5.100 11.366 (22)	4.300 <u>10.975</u> (24)	4.400 13.383 (19)	5.200 13.700 (12)	5.300 13.466 (8)	76.056
		E	8.966	6.266	6.675	8.983	8.500	8.166	
22	143 BIYASE Siphesihle	RSA D	5.600 12.466 (20)	4.900 12.566 (12)	3.500 <u>11.800</u> (22)	4.800 13.800 (15)	4.500 12.966 (17)	4.900 12.200 (21)	75.798
		E	6.866	7.666	8.300	9.000	8.466	7.300	
23	153 GAN Zi Jie Gabriel	SIN D	4.400 13.033 (16)	5.700 <u>13.450</u> (4)	3.500 11.133 (23)	4.400 13.366 (20)	3.300 12.866 (21)	4.100 10.933 (24)	74.781
		E	8.633	7.750	7.633	8.966	9.566	6.833	
24	159 ALBERT William	TTO D	5.400 10.700 (24)	4.000 8.566 (24)	6.000 <u>13.866</u> (9)	5.600 13.566 (17)	5.300 11.700 (24)	5.000 11.933 (22)	70.331
		E	5.400 -0.1	4.566	7.866	7.966	6.400	6.933	









Results

Rank	Bib Name	CGA Code							Total
			Score Rk Pen	Score Rk Pen	Score Rk Pen	Score Rk Pen	Score Rk Pen	Score Rk Pen	

Note:
Underlined totals indicate starting apparatus

Legend:

 Floor Exercise	 Pommel Horse	 Rings	 Vault	 Parallel Bars	 Horizontal Bar
---	--	---	---	---	--



List Of Qualifiers



Qualifying Order	Bib Name	CGA Code	Qual. Score	Qualifying Order	Bib Name	CGA Code	Qual. Score
1	120 WHITLOCK Max	ENG	15.600	1	120 WHITLOCK Max	ENG	15.733
2	117 OLDHAM Sam	ENG	15.325	2	118 SMITH Louis	ENG	15.700
3	150 KEATINGS Daniel	SCO	14.966	3	150 KEATINGS Daniel	SCO	14.533
4	111 MORGAN Scott	CAN	14.933	4	122 DAVIES Jac	WAL	14.500
5	161 PURNELL Clinton	WAL	14.533	5	153 GAN Zi Jie Gabriel	SIN	13.866
6	124 KUMAR Ashish	IND	14.400	6	109 LORAN Anderson	CAN	13.666
7	137 BISHOP David	NZL	14.366	7	151 PURVIS Daniel	SCO	13.600
8	154 HOE Wah Toon	SIN	14.366	8	161 PURNELL Clinton	WAL	13.400
Reserves				Reserves			
R1	109 LORAN Anderson	CAN	14.333	R1	104 TSUKAHARA Naoya	AUS	13.266
R2	123 MEPHAM Iwan	WAL	14.200	R2	136 COSGRAVE Matthew	NIR	13.133



Qualifying Order	Bib Name	CGA Code	Qual. Score	Qualifying Order	Bib Name	CGA Code	Qual. Score
1	111 MORGAN Scott	CAN	15.200	1	119 THOMAS Kristian	ENG	14.716
2	110 LYTWYN Kevin	CAN	14.866	2	111 MORGAN Scott	CAN	14.599
3	151 PURVIS Daniel	SCO	14.700	3	147 BAINES Frank	SCO	14.333
4	117 OLDHAM Sam	ENG	14.533	4	154 HOE Wah Toon	SIN	13.899
5	141 PALMER Matthew	NZL	14.500	5	152 BIN MUHAMMAD JUFRIE Aizat	SIN	13.866
6	120 WHITLOCK Max	ENG	14.433	6	148 COX Adam	SCO	13.733
7	161 PURNELL Clinton	WAL	14.333	7	102 PIETERSE Kent	AUS	13.733
8	104 TSUKAHARA Naoya	AUS	14.308	8	124 KUMAR Ashish	IND	13.633
Reserves				Reserves			
R1	126 PATRA Rakesh	IND	14.266	R1	112 ARISTOTELOUS Panagiotis	CYP	13.633
R2	159 ALBERT William	TTO	14.200	R2	137 BISHOP David	NZL	13.616



Qualifying Order	Bib Name	CGA Code	Qual. Score	Qualifying Order	Bib Name	CGA Code	Qual. Score
1	147 BAINES Frank	SCO	14.966	1	119 THOMAS Kristian	ENG	15.033
2	121 WILSON Nile	ENG	14.833	2	121 WILSON Nile	ENG	14.800
3	151 PURVIS Daniel	SCO	14.733	3	147 BAINES Frank	SCO	14.633
4	104 TSUKAHARA Naoya	AUS	14.691	4	150 KEATINGS Daniel	SCO	14.566
5	120 WHITLOCK Max	ENG	14.500	5	104 TSUKAHARA Naoya	AUS	13.900
6	110 LYTWYN Kevin	CAN	14.400	6	110 LYTWYN Kevin	CAN	13.900
7	105 WADSWORTH Luke	AUS	14.366	7	107 CLAY Zachary	CAN	13.833
8	107 CLAY Zachary	CAN	14.233	8	101 OHARA Sean	AUS	13.766
Reserves				Reserves			
R1	106 CAESAR Quazi Syque	BAN	14.133	R1	114 KRASIAS Dimitris	CYP	13.700
R2	136 COSGRAVE Matthew	NIR	14.066	R2	116 PAPAERVIPIDOU Xenios	CYP	13.600

Legend:

Qual. Qualification

RX Reserve



Floor Exercise



Pommel Horse



Rings



Vault



Parallel Bars



Horizontal Bar



Judges Assignments

DAY 1 OF 2

MEN

Superior Jury:

ALBRECHT Holger	FIG	Technical Delegate
FEDARAU Andrey	FIG	Floor Exercise Supervisor
MICKEVICS Arturs	FIG	Pommel Horse Supervisor
THINGVOLD Tom	FIG	Rings Supervisor
FEDARAU Andrey	FIG	Vault Supervisor
THINGVOLD Tom	FIG	Parallel Bars Supervisor
MICKEVICS Arturs	FIG	Horizontal Bar Supervisor



Function	Name	CGA Code
D1	GRABOWECKY Christopher	CAN
D2	JANSE VAN VUUREN Jan Hendrik	RSA
E1	BOW Kenneth	NZL
E2	EDWARDS Paul	WAL
E3	WOLFE Daren	AUS
E4	LOKE Yik Siang	MAS
E5	SHIPPI Panayiotis	CYP
ER1	SNG Puay Liang	SIN
ER2	BAYASKAR Bhagwan Laxman	IND
Time Judge	CRAWFORD Andrew Neil	ENG
Line Judge 1	MASSAM David	ENG
Line Judge 2	PATERSON Adam	ENG



Function	Name	CGA Code
D1	MAY James	ENG
D2	BRETTELL Gareth Paul	NZL
E1	OREILLY Aidan	NIR
E2	GAN Chai San	SIN
E3	SHIPPI Panayiotis	CYP
E4	RICHARDSON Craig	IOM
E5	DHAGE Pravin	IND
ER1	DAVIES Jan	WAL
ER2	MCANENY Claire	SCO



Function	Name	CGA Code
D1	SZYJKO Paul	AUS
D2	WEBB Andrew	SCO
E1	MCGILL Thomas	SCO
E2	LIEFELDT Robert	RSA
E3	CARROLL John J.	CAN
E4	GREENHILL Ian	ENG
E5	DHAGE Pravin	IND
ER1	ANGONAS Dimitrios	CYP
ER2	KENNEDY Rohan Allan	AUS

Reserves

Control Number	Name	CGA Code
R1	BOW Kenneth	NZL
R2	SHIPPI Panayiotis	CYP
R3	RICHARDSON Craig	IOM

WOMEN

Superior Jury:

DOWDELL Kym	FIG	Technical Delegate
LISKAROVA Hana	CZE	Vault Supervisor
BURDA-ANDRIANOVA Liubov	RUS	Uneven Bars Supervisor
LISKAROVA Hana	CZE	Balance Beam Supervisor
BURDA-ANDRIANOVA Liubov	RUS	Floor Exercise Supervisor



Function	Name	CGA Code
D1	DAVYDOVA Elena	CAN
D2	LEEWORTHY Robin Jane	ENG
E1	IOANNOU Maria	CYP
E2	WOOLF Denise Janet	SCO
E3	MARATHE Savita Shreeram	IND
E4	WRIGHT Jillian Eunice	AUS
E5	KOH JING Joy	SIN
ER1	ENSLOW Avril Dorothy	NZL
ER2	MILTON Arianne	RSA
Line Judge	BRYL Olivia Marie	WAL



Function	Name	CGA Code
D1	HADE Trisha Maree	AUS
D2	SMITH Pauline	SCO
E1	SOO Seck Foong	MAS
E2	ARMITAGE Elizabeth Mary	CAN
E3	BEVINS Karen Lynn Bryce	NZL
E4	BODEN Katherine Elizabeth	ENG
E5	KEATING Amanda Jane	IOM
ER1	THONG Xiujun	SIN
ER2	MALONE Carol Ann	WAL
Time Judge	PUGH Rhian Nicola	WAL

Reserves

Control Number	Name	CGA Code
R1	HARCHARAN SINGH Sukhdev Kaur	MAS
R2	MCLOUGHLIN Maria Teresa	NIR
R3	SOO Seck Foong	MAS

Legend:

Dx Difficulty Judges (x=1-2) **Ex** Execution Judges (x=1-5) **ERx** Execution Reference Judges (x=1-2) **Rx** Reserve Judges

 Floor Exercise  Pommel Horse  Rings  Vault  Uneven Bars



Judges Assignments

DAY 2 OF 2

MEN

Superior Jury:

ALBRECHT Holger	FIG	Technical Delegate
FEDARAU Andrey	FIG	Floor Exercise Supervisor
MICKEVICS Arturs	FIG	Pommel Horse Supervisor
THINGVOLD Tom	FIG	Rings Supervisor
FEDARAU Andrey	FIG	Vault Supervisor
THINGVOLD Tom	FIG	Parallel Bars Supervisor
MICKEVICS Arturs	FIG	Horizontal Bar Supervisor



Function	Name	CGA Code
D1	GRABOWECKY Christopher	CAN
D2	JANSE VAN VUUREN Jan Hendrik	RSA
E1	MAIN Campbell Andrew	NZL
E2	MCGILL Thomas	SCO
E3	NIVEN REED Julian	ENG
E4	OREILLY Aidan	NIR
E5	YONG Hoong Seng	MAS
ER1	SNG Puay Liang	SIN
ER2	DAVIES Jan	WAL
Line Judge	SOUTAR Ross	SCO



Function	Name	CGA Code
D1	MAY James	ENG
D2	BRETTELL Gareth Paul	NZL
E1	WOLFE Daren	AUS
E2	LIEFELDT Robert	RSA
E3	GAN Chai San	SIN
E4	EDWARDS Paul	WAL
E5	GREENHILL Ian	ENG
ER1	BAYASKAR Bhagwan Laxman	IND
ER2	MCANENY Claire	SCO
Time Judge	RUNCIE Duncan	SCO



Function	Name	CGA Code
D1	SZYJKO Paul	AUS
D2	WEBB Andrew	SCO
E1	MARTIN Bruno	CAN
E2	RICHARDSON Craig	IOM
E3	YONG Hoong Seng	MAS
E4	EDWARDS Paul	WAL
E5	MCGILL Thomas	SCO
ER1	KENNEDY Rohan Allan	AUS
ER2	ANGONAS Dimitrios	CYP

Reserves

Control Number	Name	CGA Code
R1	BOW Kenneth	NZL
R2	SHIPPI Panayiotis	CYP
R3	RICHARDSON Craig	IOM

WOMEN

Superior Jury:

DOWDELL Kym	FIG	Technical Delegate
LISKAROVA Hana	CZE	Vault Supervisor
BURDA-ANDRIANOVA Liubov	RUS	Uneven Bars Supervisor
LISKAROVA Hana	CZE	Balance Beam Supervisor
BURDA-ANDRIANOVA Liubov	RUS	Floor Exercise Supervisor



Function	Name	CGA Code
D1	LEEWORTHY Robin Jane	ENG
D2	DAVYDOVA Elena	CAN
E1	HARCHARAN SINGH Sukhdev Kaur	MAS
E2	WRIGHT Jillian Eunice	AUS
E3	WOOLF Denise Janet	SCO
E4	BEVINS Karen Lynn Bryce	NZL
E5	KOH JING Joy	SIN
ER1	MALONE Carol Ann	WAL
ER2	MILTON Arianne	RSA
Time Judge 1	PUGH Rhian Nicola	WAL
Time Judge 2	SIME Kirsty	SCO








Function	Name	CGA Code
D1	SMITH Pauline	SCO
D2	HADE Trisha Maree	AUS
E1	BODEN Katherine Elizabeth	ENG
E2	ARMITAGE Elizabeth Mary	CAN
E3	IOANNOU Maria	CYP
E4	MARATHE Savita Shreeram	IND
E5	KEATING Amanda Jane	IOM
ER1	THONG Xiujun	SIN
ER2	ENSLow Avril Dorothy	NZL
Time Judge	HOFEN Karen Ann	ENG
Line Judge 1	LYONS Sinead	SCO
Line Judge 2	TREDGOLD Susan	ENG

Reserves

Control Number	Name	CGA Code
R1	HARCHARAN SINGH Sukhdev Kaur	MAS
R2	MCLOUGHLIN Maria Teresa	NIR
R3	SOO Seck Foong	MAS

Legend:

Dx Difficulty Judges (x=1-2) **Ex** Execution Judges (x=1-5) **ERx** Execution Reference Judges (x=1-2) **Rx** Reserve Judges

 Vault  Parallel Bars  Horizontal Bar  Balance Beam  Floor Exercise



Results



Rank	Bib	Name	CGA Code	D Score	E Score	Pen	Total	Qualification Rank	Start Order
1	120	WHITLOCK Max	ENG	6.700	8.833		15.533	1	4
2	111	MORGAN Scott	CAN	6.400	8.733		15.133	4	8
3	137	BISHOP David	NZL	5.700	8.850		14.550	9	1
4	150	KEATINGS Daniel	SCO	6.000	8.633	-0.1	14.533	3	7
5	161	PURNELL Clinton	WAL	5.800	8.566		14.366	5	2
6	124	KUMAR Ashish	IND	6.600	7.300	-0.1	13.800	8	5
7	154	HOE Wah Toon	SIN	5.900	7.933	-0.1	13.733	10	6
8	119	THOMAS Kristian	ENG	5.800	7.866	-0.3	13.366	6	3

Legend:

D Difficulty **E** Execution **Pen** Penalty



Floor Exercise



Results



Rank	Bib	Name	CGA Code	D Score	E Score	Pen	Total	Qualification Rank	Start Order
1	150	KEATINGS Daniel	SCO	7.200	8.858		16.058	3	3
2	120	WHITLOCK Max	ENG	7.400	8.566		15.966	1	8
3	118	SMITH Louis	ENG	6.800	8.166		14.966	2	5
4	122	DAVIES Jac	WAL	6.000	8.800		14.800	4	4
5	151	PURVIS Daniel	SCO	6.100	8.416		14.516	8	7
6	153	GAN Zi Jie Gabriel	SIN	5.700	8.566		14.266	5	6
7	109	LORAN Anderson	CAN	5.800	7.800		13.600	6	1
8	161	PURNELL Clinton	WAL	4.800	8.166		12.966	10	2

Legend:

D Difficulty **E** Execution **Pen** Penalty



Pommel Horse



Results



Rank	Bib	Name	CGA Code	D Score	E Score	Pen	Total	Qualification Rank	Start Order
1	111	MORGAN Scott	CAN	6.600	8.500		15.100	1	4
2	110	LYTWYN Kevin	CAN	6.000	8.800		14.800	2	8
3	151	PURVIS Daniel	SCO	6.200	8.566		14.766	3	1
4	104	TSUKAHARA Naoya	AUS	6.300	8.400		14.700	9	7
5	120	WHITLOCK Max	ENG	5.900	8.666		14.566	6	5
6	161	PURNELL Clinton	WAL	5.800	8.733		14.533	8	2
7	121	WILSON Nile	ENG	6.000	8.466		14.466	7	3
8	141	PALMER Matthew	NZL	5.800	8.366		14.166	5	6

Legend:

D Difficulty

E Execution

Pen Penalty



Rings



Results



Rank	Bib	Name	CGA Code	Vault	D Score	E Score	Pen	Vault Score	Total	Qualification Rank	Start Order
1	111	MORGAN Scott	CAN	1	5.600	9.166		14.766	14.733	2	3
				2	5.600	9.200	-0.1	14.700			
2	119	THOMAS Kristian	ENG	1	6.000	8.366		14.366	14.499	1	2
				2	5.600	9.033		14.633			
3	154	HOE Wah Toon	SIN	1	5.200	9.058		14.258	14.195	4	1
				2	5.200	8.933		14.133			
4	102	PIETERSE Kent	AUS	1	5.600	8.733	-0.1	14.233	14.099	8	7
				2	4.800	9.166		13.966			
5	147	BAINES Frank	SCO	1	5.600	8.333	-0.3	13.633	14.016	3	6
				2	5.600	8.800		14.400			
6	152	BIN MUHAMMAD JUFRIE Aizat	SIN	1	5.200	8.800		14.000	14.016	5	8
				2	5.200	8.833		14.033			
7	148	COX Adam	SCO	1	4.400	9.116		13.516	13.274	7	4
				2	3.600	9.433		13.033			
8	124	KUMAR Ashish	IND	1	5.600	8.733		14.333	7.166	9	5
				2	0.000	0.000		0.000			

Legend:

D Difficulty **E** Execution **Pen** Penalty

 Vault



Results



Rank	Bib	Name	CGA Code	D Score	E Score	Pen	Total	Qualification Rank	Start Order
1	151	PURVIS Daniel	SCO	6.500	9.033		15.533	3	8
2	121	WILSON Nile	ENG	6.400	9.033		15.433	2	2
3	120	WHITLOCK Max	ENG	6.100	8.966		15.066	5	1
4	147	BAINES Frank	SCO	5.800	9.066		14.866	1	5
5	104	TSUKAHARA Naoya	AUS	5.600	8.533		14.133	4	7
6	110	LYTWYN Kevin	CAN	5.800	8.233		14.033	6	6
7	105	WADSWORTH Luke	AUS	5.600	6.800		12.400	7	4
8	107	CLAY Zachary	CAN	5.900	5.900		11.800	8	3

Legend:

D Difficulty **E** Execution **Pen** Penalty



Parallel Bars



Results



Rank	Bib	Name	CGA Code	D Score	E Score	Pen	Total	Qualification Rank	Start Order
1	121	WILSON Nile	ENG	6.100	8.866		14.966	2	3
2	119	THOMAS Kristian	ENG	6.500	8.466		14.966	1	6
3	110	LYTWYN Kevin	CAN	6.500	8.366		14.866	7	8
4	147	BAINES Frank	SCO	5.900	8.666		14.566	4	5
5	104	TSUKAHARA Naoya	AUS	5.700	8.366		14.066	6	7
6	150	KEATINGS Daniel	SCO	5.600	7.766		13.366	5	4
7	101	OHARA Sean	AUS	5.200	7.500		12.700	11	1
8	109	LORAN Anderson	CAN	6.200	5.666		11.866	10	2

Legend:

D Difficulty **E** Execution **Pen** Penalty



Horizontal Bar



Results Summary



Rank	Bib	Name	CGA Code	Total
1	120	WHITLOCK Max	ENG	15.533
2	111	MORGAN Scott	CAN	15.133
3	137	BISHOP David	NZL	14.550
4	150	KEATINGS Daniel	SCO	14.533
5	161	PURNELL Clinton	WAL	14.366
6	124	KUMAR Ashish	IND	13.800
7	154	HOE Wah Toon	SIN	13.733
8	119	THOMAS Kristian	ENG	13.366



Rank	Bib	Name	CGA Code	Total
1	150	KEATINGS Daniel	SCO	16.058
2	120	WHITLOCK Max	ENG	15.966
3	118	SMITH Louis	ENG	14.966
4	122	DAVIES Jac	WAL	14.800
5	151	PURVIS Daniel	SCO	14.516
6	153	GAN Zi Jie Gabriel	SIN	14.266
7	109	LORAN Anderson	CAN	13.600
8	161	PURNELL Clinton	WAL	12.966



Rank	Bib	Name	CGA Code	Total
1	111	MORGAN Scott	CAN	15.100
2	110	LYTWYN Kevin	CAN	14.800
3	151	PURVIS Daniel	SCO	14.766
4	104	TSUKAHARA Naoya	AUS	14.700
5	120	WHITLOCK Max	ENG	14.566
6	161	PURNELL Clinton	WAL	14.533
7	121	WILSON Nile	ENG	14.466
8	141	PALMER Matthew	NZL	14.166



Rank	Bib	Name	CGA Code	Total
1	111	MORGAN Scott	CAN	14.733
2	119	THOMAS Kristian	ENG	14.499
3	154	HOE Wah Toon	SIN	14.195
4	102	PIETERSE Kent	AUS	14.099
5	147	BAINES Frank	SCO	14.016
6	152	BIN MUHAMMAD JUFRIE Aizat	SIN	14.016
7	148	COX Adam	SCO	13.274
8	124	KUMAR Ashish	IND	7.166



Rank	Bib	Name	CGA Code	Total
1	151	PURVIS Daniel	SCO	15.533
2	121	WILSON Nile	ENG	15.433
3	120	WHITLOCK Max	ENG	15.066
4	147	BAINES Frank	SCO	14.866
5	104	TSUKAHARA Naoya	AUS	14.133
6	110	LYTWYN Kevin	CAN	14.033
7	105	WADSWORTH Luke	AUS	12.400
8	107	CLAY Zachary	CAN	11.800



Rank	Bib	Name	CGA Code	Total
1	121	WILSON Nile	ENG	14.966
2	119	THOMAS Kristian	ENG	14.966
3	110	LYTWYN Kevin	CAN	14.866
4	147	BAINES Frank	SCO	14.566
5	104	TSUKAHARA Naoya	AUS	14.066
6	150	KEATINGS Daniel	SCO	13.366
7	101	OHARA Sean	AUS	12.700
8	109	LORAN Anderson	CAN	11.866

Legend:





Tie-Break Report



Rank	Bib	Name	CGA Code	Total	Highest Vault	Highest Execution Score	Highest Difficulty Score
5	147	BAINES Frank	SCO	14.016	14.400 (V2)		
6	152	BIN MUHAMMAD JUFRIE Aizat	SIN	14.016	14.033 (V2)		

Note:

Tie-break rules

Tie will be broken by the following criteria:

1. The highest score between the two vaults
2. The highest Execution score
3. The highest Difficulty score
4. If the gymnasts remain tied they will share the same classification

Legend:

V Vault number

 Vault



Tie-Break Report



Rank	Bib	Name	CGA Code	Total	Execution Score	Difficulty Score
1	121	WILSON Nile	ENG	14.966	8.866	
2	119	THOMAS Kristian	ENG	14.966	8.466	

Note:

Tie-break rules

Tie will be broken by the following criteria:

1. The highest Execution score
2. The highest Difficulty score
3. If the gymnasts remain tied they will share the same classification

Legend:



Horizontal Bar



Judges Assignments

Superior Jury:

DOWDELL Kym
LISKAROVA Hana
BURDA-ANDRIANOVA Liubov
LISKAROVA Hana
BURDA-ANDRIANOVA Liubov

FIG Technical Delegate
CZE Vault Supervisor
RUS Uneven Bars Supervisor
CZE Balance Beam Supervisor
RUS Floor Exercise Supervisor



Function	Name	CGA Code
D1	DAVYDOVA Elena	CAN
D2	LEEWORTHY Robin Jane	ENG
E1	MARATHE Savita Shreeram	IND
E2	WOOLF Denise Janet	SCO
E3	IOANNOU Maria	CYP
E4	KEATING Amanda Jane	IOM
E5	WRIGHT Jillian Eunice	AUS
ER1	THONG Xiujun	SIN
ER2	ENSLow Avril Dorothy	NZL
Line Judge	SIME Kirsty	SCO

Function	Name	CGA Code
D1	HADE Trisha Maree	AUS
D2	SMITH Pauline	SCO
E1	BODEN Katherine Elizabeth	ENG
E2	KOH JING Joy	SIN
E3	HARCHARAN SINGH Sukhdev Kaur	MAS
E4	BEVINS Karen Lynn Bryce	NZL
E5	ARMITAGE Elizabeth Mary	CAN
ER1	MALONE Carol Ann	WAL
ER2	MILTON Arianne	RSA
Time Judge	TREGOLD Susan	ENG



Function	Name	CGA Code
D1	LEEWORTHY Robin Jane	ENG
D2	DAVYDOVA Elena	CAN
E1	WRIGHT Jillian Eunice	AUS
E2	KOH JING Joy	SIN
E3	BEVINS Karen Lynn Bryce	NZL
E4	WOOLF Denise Janet	SCO
E5	HARCHARAN SINGH Sukhdev Kaur	MAS
ER1	MALONE Carol Ann	WAL
ER2	MILTON Arianne	RSA
Time Judge 1	LYONS Sinead	SCO
Time Judge 2	DIVERS Siobhan Avril	ENG

Function	Name	CGA Code
D1	SMITH Pauline	SCO
D2	HADE Trisha Maree	AUS
E1	IOANNOU Maria	CYP
E2	ARMITAGE Elizabeth Mary	CAN
E3	MARATHE Savita Shreeram	IND
E4	BODEN Katherine Elizabeth	ENG
E5	KEATING Amanda Jane	IOM
ER1	ENSLow Avril Dorothy	NZL
ER2	THONG Xiujun	SIN
Time Judge	TOVEY Glynis Clare	ENG
Line Judge 1	PUGH Rhian Nicola	WAL
Line Judge 2	BRYL Olivia Marie	WAL

Reserves

Control Number	Name	CGA Code
R1	SOO Seck Foong	MAS
R2	MCLOUGHLIN Maria Teresa	NIR

Legend:

Dx Difficulty Judges (x=1-2)

Ex Execution Judges (x=1-5)

ERx Execution Reference Judges (x=1-2)

Rx Reserve Judges

 Vault





 Uneven Bars

 Balance Beam

 Floor Exercise







Results

Rank	Bib	Noc Name					Total
1	England - ENG		43.974 (1)	41.416 (2)	40.266 (1)	41.899 (1)	167.555
	312	DOWNIE Rebecca	D E		6.200 14.683 8.483	5.800 13.200 7.400	
	313	FRAGAPANE Claudia	D E	5.800 14.641 8.941 -0.100	5.200 13.333 8.133	5.700 14.033 8.333	6.000 14.733 8.733
	314	HARROLD Ruby	D E	5.800 14.733 8.933	6.200 13.400 7.200	5.100 12.466 7.366	5.400 13.466 8.066
	315	SIMM Kelly	D E	5.800 14.600 8.800			5.500 12.466 7.266 -0.300
	316	WHELAN Hannah	D E	5.300 14.300 9.000	5.100 12.333 7.233	5.800 13.033 7.233	5.500 13.700 8.200
2	Australia - AUS		41.566 (3)	42.316 (1)	38.332 (4)	39.432 (3)	161.646
	301	BROWN Georgia Rose	D E	5.000 14.133 9.133	5.700 14.083 8.383	5.100 11.200 6.200 -0.100	5.400 11.066 5.966 -0.300
	302	MILLER Larrissa	D E		6.100 14.433 8.333		5.700 12.166 6.666 -0.200
	303	MITCHELL Lauren	D E	4.400 13.433 9.033		6.000 13.966 7.966	5.900 14.100 8.200
	304	MONCKTON Mary Anne	D E	5.000 14.000 9.000	5.100 13.333 8.233	6.000 13.100 7.100	
	305	VIVIAN Olivia	D E	4.000 12.533 8.633 -0.100	5.600 13.800 8.200	5.000 11.266 6.266	5.400 13.166 7.866 -0.100
3	Wales - WAL		41.532 (5)	39.866 (3)	39.565 (2)	39.132 (4)	160.095
	360	BEDDOE Elizabeth	D E	5.000 13.900 8.900	5.300 13.533 8.233	5.000 13.166 8.166	4.900 13.166 8.266
	361	HOCKENHULL Georgina	D E	5.000 13.666 8.666	5.000 12.666 7.666	5.500 13.333 7.833	5.500 12.366 7.066 -0.200
	362	HOGG Jessica	D E	5.000 13.766 8.766		5.400 12.366 7.066 -0.100	4.900 13.266 8.366
	363	ROMAEO Angel	D E		4.900 13.033 8.133	5.400 13.066 7.666	4.600 12.700 8.100
	364	THEAKER Raer	D E	5.000 13.866 8.866	5.600 13.300 7.700		
4	Canada - CAN		42.299 (2)	37.433 (4)	39.432 (3)	40.399 (2)	159.563
	306	BLACK Elisabeth	D E	5.500 14.233 8.733	5.400 13.333 7.933	6.400 13.966 7.566	5.900 13.633 7.733
	307	CHANT Maegan	D E	5.400 14.000 8.600	4.900 12.700 7.800	5.300 12.333 7.033	5.700 13.133 7.733 -0.300
	308	MERKLE Stefanie	D E	5.000 14.066 9.066		5.400 11.966 6.566	5.500 13.633 8.133
	309	ONYSHKO Isabela Maria	D E	5.000 13.900 8.900	5.100 11.400 6.300	5.200 13.133 7.933	5.500 12.966 7.766 -0.300
	365	WOO Victoria Kayen	D E		5.300 10.800 5.500		
5	Scotland - SCO		41.299 (6)	36.198 (6)	35.966 (6)	38.132 (5)	151.595
	347	KENNEDY Cara	D E	4.400 13.133 8.733		4.400 11.500 7.100	4.500 12.533 8.033
	348	MCLACHLAN Erin	D E	4.400 13.300 8.900	4.100 11.966 7.866	4.400 12.600 8.200	
	349	REGAN Amy	D E	5.000 13.966 8.966	4.200 11.766 7.566	5.300 11.866 6.566	5.300 12.833 7.833 -0.300
	350	SMITH Carly	D E		3.600 11.000 7.400		5.000 11.566 6.966 -0.400
	351	WHITE Emma	D E	5.000 14.033 9.033	4.500 12.466 7.966	4.300 11.066 6.866 -0.100	4.900 12.766 8.166 -0.300







Results

Rank	Bib	Noc Name					Total
6	South Africa - RSA		41.566 (3)	37.199 (5)	35.233 (7)	37.365 (7)	151.363
	344	BECKETT Kirsten	D 5.300 14.300 E 9.000	4.700 12.966 8.266	5.100 12.733 7.633	5.400 13.266 7.866	
	345	CUMMINS Claudia	D 5.000 13.900 E 8.900	4.900 12.133 7.233	5.200 11.600 6.400	4.900 11.733 6.933 -0.100	
	346	MANN Bianca	D 5.000 13.366 E 8.466 -0.100	5.100 12.100 7.000	4.700 10.900 6.200	4.700 12.366 7.666	
7	Singapore - SIN		39.774 (9)	34.733 (8)	37.166 (5)	36.899 (9)	148.572
	352	DAI Janessa	D 4.600 13.208 E 8.608	4.600 11.533 6.933	4.800 11.400 6.600	4.900 12.766 7.866	
	353	LAU Ashly	D 4.400 13.066 E 8.666	4.800 11.800 7.000		4.600 11.300 6.700	
	354	LIM Heem Wei	D 4.600 13.500 E 8.900	4.500 11.400 6.900	4.700 12.866 8.166	4.500 12.600 8.100	
	355	TAM Joey	D E		5.200 12.900 7.700		
	356	TEO Michelle	D 4.400 13.066 E 8.666	4.400 10.800 6.400		4.700 11.533 6.833	
8	Malaysia - MAS		40.465 (8)	31.499 (10)	34.765 (8)	37.707 (6)	144.436
	327	ABDUL HADI Farah Ann	D 5.000 13.933 E 8.933	4.900 11.700 6.800	4.900 12.166 7.266	4.900 12.833 7.933	
	328	AZMI Nur Eli Ellina	D 4.200 12.600 E 8.400	4.100 10.266 6.166	4.700 11.266 6.666 -0.100	4.600 11.808 7.208	
	330	TAN ING Yueh	D 4.600 13.466 E 8.866	4.800 9.166 4.366	4.400 11.333 6.933	4.500 11.300 6.800	
	331	TRACIE Ang	D 4.600 13.066 E 8.466	4.200 9.533 5.333	4.400 10.316 5.916	5.000 13.066 8.066	
9	Northern Ireland - NIR		38.399 (12)	32.366 (9)	33.999 (9)	35.565 (10)	140.329
	335	BECK Sarah	D 4.200 12.700 E 8.500	3.900 11.466 7.566	4.400 11.233 6.833	4.200 10.966 6.766	
	336	MAWHINNEY Nicole	D 4.600 13.266 E 8.666	3.500 10.700 7.200	4.800 11.533 6.733	4.900 12.433 7.533	
	337	MC PEAK India	D 4.200 12.266 E 8.366 -0.300	3.100 10.200 7.100	5.100 11.233 6.233 -0.100		
	338	ROBERTS Ciara	D 4.000 12.433 E 8.433	3.300 9.333 6.033	3.800 9.008 5.308 -0.100	4.600 12.166 7.566	
10	Isle of Man - IOM		39.466 (11)	30.066 (11)	32.949 (10)	36.999 (8)	139.480
	322	BURNS Nicole	D 4.400 12.866 E 8.766 -0.300	3.700 9.433 5.733	4.000 10.100 6.100	4.400 12.433 8.033	
	323	DONNELLY Tara	D 4.400 13.300 E 8.900	2.700 10.000 7.300	4.500 11.483 6.983	4.700 11.733 7.033	
	324	HARRISON Grace	D 4.400 13.300 E 8.900	4.000 9.633 5.633	3.900 11.366 7.466	5.300 12.833 7.533	
	325	KNEEN Kaitlin	D 4.200 12.633 E 8.433	2.400 10.433 8.033	3.800 9.666 5.966 -0.100	4.100 11.733 7.633	



Results

Rank	Bib	Noc Name					Total
11		India - IND	39.766 (10)	28.066 (12)	32.765 (11)	33.757 (11)	134.354
	317	BUDDA REDDY Aruna	D 4.600 13.500 E 8.900		4.000 10.466 6.466	4.700 11.300 6.600	
	318	DAS Pranati	D 4.200 12.666 E 8.466	4.200 8.000 3.800	4.200 8.966 4.766	4.300 10.233 6.033 -0.100	
	319	DIVEKAR Rucha Sachin	D E	3.600 7.666 4.066			
	320	KARMAKAR Dipa	D 5.200 13.200 E 8.300 -0.300	4.500 9.700 5.200	4.700 11.966 7.266	5.100 12.066 6.966	
	321	NAYAK Pranati	D 4.400 13.066 E 8.666	4.300 10.366 6.066	4.000 10.333 6.333	4.300 10.391 6.091	
12		New Zealand - NZL	41.232 (7)	35.365 (7)	24.466 (13)	26.424 (13)	127.487
	340	ROBERTSON Brittany	D 5.000 13.966 E 8.966	4.500 11.866 7.366	4.300 11.700 7.400	5.200 12.958 7.958 -0.200	
	341	SLEE Mackenzie	D 5.000 13.466 E 8.566 -0.100				
	342	SULLIVAN Charlotte	D 4.700 13.800 E 9.100	4.700 11.766 7.066	5.600 12.766 7.166	5.500 13.466 7.966	
	343	TEMPERO Anna	D E	3.100 11.733 8.633			
13		Sri Lanka - SRI	37.799 (13)	19.733 (13)	25.699 (12)	26.899 (12)	110.130
	357	ABAYAGUNAWARDANA	D 4.200 12.733 E 8.533	1.400 6.433 5.033	3.400 8.033 4.633	2.800 8.733 5.933	
	358	BENGALAGE Ridma	D 4.000 12.433 E 8.433	2.300 6.600 4.300	2.700 8.733 6.033	3.300 9.766 6.466	
	359	KOSWATHTHA LIYANA.	D 4.200 12.633 E 8.433	0.800 6.700 5.900	2.100 8.933 6.833	3.300 8.400 5.100	
14		Malta - MLT	35.699 (14)	16.099 (14)	19.600 (14)	21.232 (14)	92.630
	332	CARUANA Kirsty	D 4.200 12.666 E 8.466	1.200 7.433 6.233	3.500 10.400 6.900	4.400 11.466 7.066	
	333	DALLI Peppijna	D 4.400 11.800 E 7.500 -0.100	3.000 8.666 5.666			
	334	ZAMMIT Adreana Jo	D 4.200 11.233 E 7.333 -0.300		3.200 9.200 6.000	3.300 9.766 6.666 -0.200	


Note:
Underlined totals indicate starting apparatus.
Italics indicate the low (discarded) score.

Legend:
D Difficulty E Execution

 Vault

 Uneven Bars

 Balance Beam

 Floor Exercise







Results

Rank	Bib Name	CGA Code						Total
				Score Rk Pen	Score Rk Pen	Score Rk Pen	Score Rk Pen	
1	313 FRAGAPANE Claudia	ENG	D	5.800 <u>14.641</u> (2)	5.200 13.333 (8)	5.700 14.033 (1)	6.000 14.733 (1)	56.740
			E	8.941 -0.1	8.133	8.333	8.733	Q
2	306 BLACK Elisabeth	CAN	D	5.500 <u>14.233</u> (6)	5.400 13.333 (9)	6.400 13.966 (3)	5.900 13.633 (5)	55.165
			E	8.733	7.933	7.566	7.733	Q
3	314 HARROLD Ruby	ENG	D	5.800 <u>14.733</u> (1)	6.200 13.400 (6)	5.100 12.466 (16)	5.400 13.466 (6)	54.065
			E	8.933	7.200	7.366	8.066	Q
4	360 BEDDOE Elizabeth	WAL	D	5.000 13.900 (15)	5.300 <u>13.533</u> (5)	5.000 13.166 (6)	4.900 13.166 (10)	53.765
			E	8.900	8.233	8.166	8.266	Q
5	316 WHELAN Hannah	ENG	D	5.300 <u>14.300</u> (4)	5.100 12.333 (16)	5.800 13.033 (10)	5.500 13.700 (3)	53.366
			E	9.000	7.233	7.233	8.200	Q
6	344 BECKETT Kirsten	RSA	D	5.300 14.300 (4)	4.700 <u>12.966</u> (12)	5.100 12.733 (14)	5.400 13.266 (9)	53.265
			E	9.000	8.266	7.633	7.866	Q
7	307 CHANT Maegan	CAN	D	5.400 <u>14.000</u> (10)	4.900 12.700 (13)	5.300 12.333 (18)	5.700 13.133 (12)	52.166
			E	8.600	7.800	7.033	7.733 -0.3	Q
8	361 HOCKENHULL Georgina	WAL	D	5.000 13.666 (21)	5.000 <u>12.666</u> (14)	5.500 13.333 (4)	5.500 12.366 (28)	52.031
			E	8.666	7.666	7.833	7.066 -0.2	Q
9	342 SULLIVAN Charlotte	NZL	D	4.700 13.800 (19)	4.700 <u>11.766</u> (23)	5.600 12.766 (13)	5.500 13.466 (7)	51.798
			E	9.100	7.066	7.166	7.966	Q
10	309 ONYSHKO Isabela Maria	CAN	D	5.000 <u>13.900</u> (15)	5.100 11.400 (29)	5.200 13.133 (7)	5.500 12.966 (14)	51.399
			E	8.900	6.300	7.933	7.766 -0.3	Q
11	305 VIVIAN Olivia	AUS	D	4.000 12.533 (49)	5.600 <u>13.800</u> (4)	5.000 11.266 (33)	5.400 13.166 (11)	50.765
			E	8.633 -0.1	8.200	6.266	7.866 -0.1	Q
12	327 ABDUL HADI Farah Ann	MAS	D	5.000 13.933 (14)	4.900 <u>11.700</u> (25)	4.900 12.166 (19)	4.900 12.833 (16)	50.632
			E	8.933	6.800	7.266	7.933	Q
13	340 ROBERTSON Brittany	NZL	D	5.000 13.966 (12)	4.500 <u>11.866</u> (20)	4.300 11.700 (23)	5.200 12.958 (15)	50.490
			E	8.966	7.366	7.400	7.958 -0.2	Q
14	301 BROWN Georgia Rose	AUS	D	5.000 14.133 (7)	5.700 <u>14.083</u> (3)	5.100 11.200 (36)	5.400 11.066 (44)	50.482
			E	9.133	8.383	6.200 -0.1	5.966 -0.3	Q
15	349 REGAN Amy	SCO	D	5.000 <u>13.966</u> (12)	4.200 11.766 (22)	5.300 11.866 (22)	5.300 12.833 (17)	50.431
			E	8.966	7.566	6.566	7.833 -0.3	Q
16	354 LIM Heem Wei	SIN	D	4.600 13.500 (22)	4.500 <u>11.400</u> (28)	4.700 12.866 (12)	4.500 12.600 (22)	50.366
			E	8.900	6.900	8.166	8.100	Q
17	351 WHITE Emma	SCO	D	5.000 <u>14.033</u> (9)	4.500 12.466 (15)	4.300 11.066 (37)	4.900 12.766 (19)	50.331
			E	9.033	7.966	6.866 -0.1	8.166 -0.3	Q
18	345 CUMMINS Claudia	RSA	D	5.000 13.900 (15)	4.900 <u>12.133</u> (17)	5.200 11.600 (24)	4.900 11.733 (36)	49.366
			E	8.900	7.233	6.400	6.933 -0.1	Q
19	352 DAI Janessa	SIN	D	4.600 13.208 (32)	4.600 <u>11.533</u> (26)	4.800 11.400 (28)	4.900 12.766 (20)	48.907
			E	8.608	6.933	6.600	7.866	Q
20	346 MANN Bianca	RSA	D	5.000 13.366 (27)	5.100 <u>12.100</u> (18)	4.700 10.900 (38)	4.700 12.366 (27)	48.732
			E	8.466 -0.1	7.000	6.200	7.666	Q
21	336 MAWHINNEY Nicole	NIR	D	4.600 <u>13.266</u> (31)	3.500 10.700 (33)	4.800 11.533 (25)	4.900 12.433 (26)	47.932
			E	8.666	7.200	6.733	7.533	Q
22	324 HARRISON Grace	IOM	D	4.400 13.300 (28)	4.000 <u>9.633</u> (42)	3.900 11.366 (29)	5.300 12.833 (18)	47.132
			E	8.900	5.633	7.466	7.533	Q
23	320 KARMAKAR Dipa	IND	D	5.200 <u>13.200</u> (33)	4.500 9.700 (41)	4.700 11.966 (20)	5.100 12.066 (31)	46.932
			E	8.300 -0.3	5.200	7.266	6.966	Q
24	311 SAVVIDOU Stelutsa	CYP	D	4.000 <u>12.800</u> (40)	3.700 10.458 (34)	4.600 11.333 (31)	4.900 12.000 (32)	46.591
			E	8.800	6.758	6.733	7.300 -0.2	Q
25	323 DONNELLY Tara	IOM	D	4.400 13.300 (28)	2.700 <u>10.000</u> (39)	4.500 11.483 (27)	4.700 11.733 (35)	46.516
			E	8.900	7.300	6.983	7.033	R1
26	335 BECK Sarah	NIR	D	4.200 <u>12.700</u> (42)	3.900 11.466 (27)	4.400 11.233 (34)	4.200 10.966 (45)	46.365
			E	8.500	7.566	6.833	6.766	R2



Results

Rank	Bib Name	CGA Code						Total
				Score Rk Pen	Score Rk Pen	Score Rk Pen	Score Rk Pen	
27	331 TRACIE Ang	MAS	D	4.600 13.066 (35)	4.200 <u>9.533</u> (43)	4.400 10.316 (43)	5.000 13.066 (13)	45.981 R3
			E	8.466	5.333	5.916	8.066	
28	328 AZMI Nur Eli Ellina	MAS	D	4.200 12.600 (47)	4.100 <u>10.266</u> (37)	4.700 11.266 (32)	4.600 11.808 (33)	45.940
			E	8.400	6.166	6.666 -0.1	7.208	
29	330 TAN ING Yueh	MAS	D	4.600 13.466 (24)	4.800 <u>9.166</u> (46)	4.400 11.333 (30)	4.500 11.300 (40)	45.265
			E	8.866	4.366	6.933	6.800	
30	322 BURNS Nicole	IOM	D	4.400 12.866 (39)	3.700 <u>9.433</u> (44)	4.000 10.100 (44)	4.400 12.433 (25)	44.832
			E	8.766 -0.3	5.733	6.100	8.033	
31	325 KNEEN Kaitlin	IOM	D	4.200 12.633 (45)	2.400 <u>10.433</u> (35)	3.800 9.666 (45)	4.100 11.733 (34)	44.465
			E	8.433	8.033	5.966 -0.1	7.633	
32	321 NAYAK Pranati	IND	D	4.400 <u>13.066</u> (35)	4.300 10.366 (36)	4.000 10.333 (42)	4.300 10.391 (47)	44.156
			E	8.666	6.066	6.333	6.091	
33	326 POLLARD Charlotte	JEY	D	4.200 <u>12.600</u> (47)	3.500 9.766 (40)	3.400 10.366 (41)	3.800 11.266 (43)	43.998
			E	8.400	6.266	6.966	7.466	
34	338 ROBERTS Ciara	NIR	D	4.000 <u>12.433</u> (50)	3.300 9.333 (45)	3.800 9.008 (48)	4.600 12.166 (29)	42.940
			E	8.433	6.033	5.308 -0.1	7.566	
35	332 CARUANA Kirsty	MLT	D	4.200 <u>12.666</u> (43)	1.200 7.433 (51)	3.500 10.400 (40)	4.400 11.466 (39)	41.965
			E	8.466	6.233	6.900	7.066	
36	318 DAS Pranati	IND	D	4.200 <u>12.666</u> (43)	4.200 8.000 (48)	4.200 8.966 (49)	4.300 10.233 (48)	39.865
			E	8.466	3.800	4.766	6.033 -0.1	
37	310 DIKAU Bethany	CAY	D	3.200 <u>11.000</u> (55)	1.000 7.666 (49)	2.600 9.466 (46)	3.400 10.766 (46)	38.898
			E	7.800	6.666	6.866	7.366	
38	358 BENGALAGE Ridma	SRI	D	4.000 <u>12.433</u> (50)	2.300 6.600 (53)	2.700 8.733 (51)	3.300 9.766 (50)	37.532
			E	8.433	4.300	6.033	6.466	
39	359 KOSWATHA LIYANA.	SRI	D	4.200 <u>12.633</u> (45)	0.800 6.700 (52)	2.100 8.933 (50)	3.300 8.400 (52)	36.666
			E	8.433	5.900	6.833	5.100	
40	357 ABAYAGUNAWARDANA Tilanka	SRI	D	4.200 <u>12.733</u> (41)	1.400 6.433 (54)	3.400 8.033 (52)	2.800 8.733 (51)	35.932
			E	8.533	5.033	4.633	5.933	

Note:

Underlined totals indicate starting apparatus

Legend:

Q Qualified for All-Around Final

Rx Reserve for All-Around Final

 Vault

 Uneven Bars

 Balance Beam

 Floor Exercise



Results



Rank	Bib	Name	CGA Code	D Score	E Score	Pen	Total
1	314	HARROLD Ruby	ENG	5.800	8.933		14.733
2	313	FRAGAPANE Claudia	ENG	5.800	8.941	-0.1	14.641
3	315	SIMM Kelly	ENG	5.800	8.800		14.600
4	316	WHELAN Hannah	ENG	5.300	9.000		14.300
4	344	BECKETT Kirsten	RSA	5.300	9.000		14.300
6	306	BLACK Elisabeth	CAN	5.500	8.733		14.233
7	301	BROWN Georgia Rose	AUS	5.000	9.133		14.133
8	308	MERKLE Stefanie	CAN	5.000	9.066		14.066
9	351	WHITE Emma	SCO	5.000	9.033		14.033
10	304	MONCKTON Mary Anne	AUS	5.000	9.000		14.000
10	307	CHANT Maegan	CAN	5.400	8.600		14.000
12	340	ROBERTSON Brittany	NZL	5.000	8.966		13.966
12	349	REGAN Amy	SCO	5.000	8.966		13.966
14	327	ABDUL HADI Farah Ann	MAS	5.000	8.933		13.933
15	309	ONYSHKO Isabela Maria	CAN	5.000	8.900		13.900
15	345	CUMMINS Claudia	RSA	5.000	8.900		13.900
15	360	BEDDOE Elizabeth	WAL	5.000	8.900		13.900
18	364	THEAKER Raer	WAL	5.000	8.866		13.866
19	342	SULLIVAN Charlotte	NZL	4.700	9.100		13.800
20	362	HOGG Jessica	WAL	5.000	8.766		13.766
21	361	HOCKENHULL Georgina	WAL	5.000	8.666		13.666
22	317	BUDDA REDDY Aruna	IND	4.600	8.900		13.500
22	354	LIM Heem Wei	SIN	4.600	8.900		13.500
24	330	TAN ING Yueh	MAS	4.600	8.866		13.466
24	341	SLEE Mackenzie	NZL	5.000	8.566	-0.1	13.466
26	303	MITCHELL Lauren	AUS	4.400	9.033		13.433
27	346	MANN Bianca	RSA	5.000	8.466	-0.1	13.366
28	323	DONNELLY Tara	IOM	4.400	8.900		13.300
28	324	HARRISON Grace	IOM	4.400	8.900		13.300
28	348	MCLACHLAN Erin	SCO	4.400	8.900		13.300
31	336	MAWHINNEY Nicole	NIR	4.600	8.666		13.266
32	352	DAI Janessa	SIN	4.600	8.608		13.208
33	320	KARMAKAR Dipa	IND	5.200	8.300	-0.3	13.200
34	347	KENNEDY Cara	SCO	4.400	8.733		13.133
35	321	NAYAK Pranati	IND	4.400	8.666		13.066
35	331	TRACIE Ang	MAS	4.600	8.466		13.066
35	353	LAU Ashly	SIN	4.400	8.666		13.066
35	356	TEO Michelle	SIN	4.400	8.666		13.066
39	322	BURNS Nicole	IOM	4.400	8.766	-0.3	12.866
40	311	SAVVIDOU Stelutsa	CYP	4.000	8.800		12.800
41	357	ABAYAGUNAWARDANA Tilanka	SRI	4.200	8.533		12.733
42	335	BECK Sarah	NIR	4.200	8.500		12.700
43	318	DAS Pranati	IND	4.200	8.466		12.666



Results



Rank	Bib	Name	CGA Code	D Score	E Score	Pen	Total
43	332	CARUANA Kirsty	MLT	4.200	8.466		12.666
45	325	KNEEN Kaitlin	IOM	4.200	8.433		12.633
45	359	KOSWATHTHA LIYANAGE Sachini Kawsal.	SRI	4.200	8.433		12.633
47	326	POLLARD Charlotte	JEY	4.200	8.400		12.600
47	328	AZMI Nur Eli Ellina	MAS	4.200	8.400		12.600
49	305	VIVIAN Olivia	AUS	4.000	8.633	-0.1	12.533
50	338	ROBERTS Ciara	NIR	4.000	8.433		12.433
50	358	BENGALAGE Ridma	SRI	4.000	8.433		12.433
52	337	MC PEAK India	NIR	4.200	8.366	-0.3	12.266
53	333	DALLI Peppijna	MLT	4.400	7.500	-0.1	11.800
54	334	ZAMMIT Adreana Jo	MLT	4.200	7.333	-0.3	11.233
55	310	DIKAU Bethany	CAY	3.200	7.800		11.000

Legend:

D Difficulty

E Execution

Pen Penalty



Vault



Results



Rank	Bib	Name	CGA Code	Vault	D Score	E Score	Pen	Vault Score	Total
1	313	FRAGAPANE Claudia	ENG	1	5.800	8.941	-0.1	14.641	14.453 Q
				2	5.600	8.666		14.266	
2	306	BLACK Elisabeth	CAN	1	5.500	8.733		14.233	14.149 Q
				2	5.400	8.666		14.066	
3	344	BECKETT Kirsten	RSA	1	5.300	9.000		14.300	14.000 Q
				2	5.200	8.600	-0.1	13.700	
4	315	SIMM Kelly	ENG	1	5.800	8.800		14.600	13.966 Q
				2	5.000	8.333		13.333	
5	307	CHANT Maegan	CAN	1	5.400	8.600		14.000	13.950 Q
				2	5.200	8.700		13.900	
6	301	BROWN Georgia Rose	AUS	1	5.000	9.133		14.133	13.849 Q
				2	4.600	8.966		13.566	
7	320	KARMAKAR Dipa	IND	1	5.200	8.300	-0.3	13.200	13.800 Q
				2	7.000	7.500	-0.1	14.400	
8	351	WHITE Emma	SCO	1	5.000	9.033		14.033	13.733 Q
				2	4.800	8.633		13.433	
9	349	REGAN Amy	SCO	1	5.000	8.966		13.966	13.683 R1
				2	4.600	8.800		13.400	
10	330	TAN ING Yueh	MAS	1	4.600	8.866		13.466	13.433 R2
				2	4.600	8.800		13.400	
11	345	CUMMINS Claudia	RSA	1	5.000	8.900		13.900	13.383
				2	4.600	8.366	-0.1	12.866	
12	327	ABDUL HADI Farah Ann	MAS	1	5.000	8.933		13.933	13.333
				2	4.200	8.533		12.733	
13	341	SLEE Mackenzie	NZL	1	5.000	8.566	-0.1	13.466	13.299
				2	4.600	8.533		13.133	
14	317	BUDDA REDDY Aruna	IND	1	4.600	8.900		13.500	13.170
				2	4.600	8.241		12.841	
15	346	MANN Bianca	RSA	1	5.000	8.466	-0.1	13.366	13.099
				2	4.200	8.633		12.833	
16	324	HARRISON Grace	IOM	1	4.400	8.900		13.300	13.016
				2	4.000	8.733		12.733	
17	322	BURNS Nicole	IOM	1	4.400	8.766	-0.3	12.866	12.833
				2	4.200	8.700	-0.1	12.800	
18	357	ABAYAGUNAWARDANA Tilanka	SRI	1	4.200	8.533		12.733	12.383
				2	4.400	7.633		12.033	
19	333	DALLI Peppijna	MLT	1	4.400	7.500	-0.1	11.800	12.366
				2	4.200	8.733		12.933	
20	358	BENGALAGE Ridma	SRI	1	4.000	8.433		12.433	12.033
				2	3.200	8.533	-0.1	11.633	

Legend:

D Difficulty **E** Execution **Pen** Penalty **Q** Qualified for Vault Final **Rx** Reserve for Vault Final

 Vault



Results



Rank	Bib	Name	CGA Code	D Score	E Score	Pen	Total
1	312	DOWNIE Rebecca	ENG	6.200	8.483		14.683 Q
2	302	MILLER Larrissa	AUS	6.100	8.333		14.433 Q
3	301	BROWN Georgia Rose	AUS	5.700	8.383		14.083 Q
4	305	VIVIAN Olivia	AUS	5.600	8.200		13.800
5	360	BEDDOE Elizabeth	WAL	5.300	8.233		13.533 Q
6	314	HARROLD Ruby	ENG	6.200	7.200		13.400 Q
7	304	MONCKTON Mary Anne	AUS	5.100	8.233		13.333
8	313	FRAGAPANE Claudia	ENG	5.200	8.133		13.333
9	306	BLACK Elisabeth	CAN	5.400	7.933		13.333 Q
10	364	THEAKER Raer	WAL	5.600	7.700		13.300 Q
11	363	ROMAEO Angel	WAL	4.900	8.133		13.033
12	344	BECKETT Kirsten	RSA	4.700	8.266		12.966 Q
13	307	CHANT Maegan	CAN	4.900	7.800		12.700 R1
14	361	HOCKENHULL Georgina	WAL	5.000	7.666		12.666
15	351	WHITE Emma	SCO	4.500	7.966		12.466 R2
16	316	WHELAN Hannah	ENG	5.100	7.233		12.333
17	345	CUMMINS Claudia	RSA	4.900	7.233		12.133
18	346	MANN Bianca	RSA	5.100	7.000		12.100
19	348	MCLACHLAN Erin	SCO	4.100	7.866		11.966
20	340	ROBERTSON Brittany	NZL	4.500	7.366		11.866
21	353	LAU Ashly	SIN	4.800	7.000		11.800
22	349	REGAN Amy	SCO	4.200	7.566		11.766
23	342	SULLIVAN Charlotte	NZL	4.700	7.066		11.766
24	343	TEMPERO Anna	NZL	3.100	8.633		11.733
25	327	ABDUL HADI Farah Ann	MAS	4.900	6.800		11.700
26	352	DAI Janessa	SIN	4.600	6.933		11.533
27	335	BECK Sarah	NIR	3.900	7.566		11.466
28	354	LIM Heem Wei	SIN	4.500	6.900		11.400
29	309	ONYSHKO Isabela Maria	CAN	5.100	6.300		11.400
30	350	SMITH Carly	SCO	3.600	7.400		11.000
31	356	TEO Michelle	SIN	4.400	6.400		10.800
32	365	WOO Victoria Kayen	CAN	5.300	5.500		10.800
33	336	MAWHINNEY Nicole	NIR	3.500	7.200		10.700
34	311	SAVVIDOU Stelutsa	CYP	3.700	6.758		10.458
35	325	KNEEN Kaitlin	IOM	2.400	8.033		10.433
36	321	NAYAK Pranati	IND	4.300	6.066		10.366
37	328	AZMI Nur Eli Ellina	MAS	4.100	6.166		10.266
38	337	MC PEAK India	NIR	3.100	7.100		10.200
39	323	DONNELLY Tara	IOM	2.700	7.300		10.000
40	326	POLLARD Charlotte	JEY	3.500	6.266		9.766
41	320	KARMAKAR Dipa	IND	4.500	5.200		9.700
42	324	HARRISON Grace	IOM	4.000	5.633		9.633
43	331	TRACIE Ang	MAS	4.200	5.333		9.533



Results



Rank	Bib	Name	CGA Code	D Score	E Score	Pen	Total
44	322	BURNS Nicole	IOM	3.700	5.733		9.433
45	338	ROBERTS Ciara	NIR	3.300	6.033		9.333
46	330	TAN ING Yueh	MAS	4.800	4.366		9.166
47	333	DALLI Peppijna	MLT	3.000	5.666		8.666
48	318	DAS Pranati	IND	4.200	3.800		8.000
49	310	DIKAU Bethany	CAY	1.000	6.666		7.666
50	319	DIVEKAR Rucha Sachin	IND	3.600	4.066		7.666
51	332	CARUANA Kirsty	MLT	1.200	6.233		7.433
52	359	KOSWATHTHA LIYANAGE Sachini Kawsal.	SRI	0.800	5.900		6.700
53	358	BENGALAGE Ridma	SRI	2.300	4.300		6.600
54	357	ABAYAGUNAWARDANA Tilanka	SRI	1.400	5.033		6.433

Legend:

D Difficulty

E Execution

Pen Penalty

Q Qualified for Uneven Bars Final

Rx Reserve for Uneven Bars Final

 Uneven Bars



Results



Rank	Bib	Name	CGA Code	D Score	E Score	Pen	Total
1	313	FRAGAPANE Claudia	ENG	5.700	8.333		14.033 Q
2	303	MITCHELL Lauren	AUS	6.000	7.966		13.966 Q
3	306	BLACK Elisabeth	CAN	6.400	7.566		13.966 Q
4	361	HOCKENHULL Georgina	WAL	5.500	7.833		13.333 Q
5	312	DOWNIE Rebecca	ENG	5.800	7.400		13.200 Q
6	360	BEDDOE Elizabeth	WAL	5.000	8.166		13.166 Q
7	309	ONYSHKO Isabela Maria	CAN	5.200	7.933		13.133 Q
8	304	MONCKTON Mary Anne	AUS	6.000	7.100		13.100 Q
9	363	ROMAEO Angel	WAL	5.400	7.666		13.066
10	316	WHELAN Hannah	ENG	5.800	7.233		13.033
11	355	TAM Joey	SIN	5.200	7.700		12.900 R1
12	354	LIM Heem Wei	SIN	4.700	8.166		12.866 R2
13	342	SULLIVAN Charlotte	NZL	5.600	7.166		12.766
14	344	BECKETT Kirsten	RSA	5.100	7.633		12.733
15	348	MCLACHLAN Erin	SCO	4.400	8.200		12.600
16	314	HARROLD Ruby	ENG	5.100	7.366		12.466
17	362	HOGG Jessica	WAL	5.400	7.066	-0.1	12.366
18	307	CHANT Maegan	CAN	5.300	7.033		12.333
19	327	ABDUL HADI Farah Ann	MAS	4.900	7.266		12.166
20	320	KARMAKAR Dipa	IND	4.700	7.266		11.966
21	308	MERKLE Stefanie	CAN	5.400	6.566		11.966
22	349	REGAN Amy	SCO	5.300	6.566		11.866
23	340	ROBERTSON Brittany	NZL	4.300	7.400		11.700
24	345	CUMMINS Claudia	RSA	5.200	6.400		11.600
25	336	MAWHINNEY Nicole	NIR	4.800	6.733		11.533
26	347	KENNEDY Cara	SCO	4.400	7.100		11.500
27	323	DONNELLY Tara	IOM	4.500	6.983		11.483
28	352	DAI Janessa	SIN	4.800	6.600		11.400
29	324	HARRISON Grace	IOM	3.900	7.466		11.366
30	330	TAN ING Yueh	MAS	4.400	6.933		11.333
31	311	SAVVIDOU Stelutsa	CYP	4.600	6.733		11.333
32	328	AZMI Nur Eli Ellina	MAS	4.700	6.666	-0.1	11.266
33	305	VIVIAN Olivia	AUS	5.000	6.266		11.266
34	335	BECK Sarah	NIR	4.400	6.833		11.233
35	337	MC PEAK India	NIR	5.100	6.233	-0.1	11.233
36	301	BROWN Georgia Rose	AUS	5.100	6.200	-0.1	11.200
37	351	WHITE Emma	SCO	4.300	6.866	-0.1	11.066
38	346	MANN Bianca	RSA	4.700	6.200		10.900
39	317	BUDDA REDDY Aruna	IND	4.000	6.466		10.466
40	332	CARUANA Kirsty	MLT	3.500	6.900		10.400
41	326	POLLARD Charlotte	JEY	3.400	6.966		10.366
42	321	NAYAK Pranati	IND	4.000	6.333		10.333
43	331	TRACIE Ang	MAS	4.400	5.916		10.316



Results



Rank	Bib	Name	CGA Code	D Score	E Score	Pen	Total
44	322	BURNS Nicole	IOM	4.000	6.100		10.100
45	325	KNEEN Kaitlin	IOM	3.800	5.966	-0.1	9.666
46	310	DIKAU Bethany	CAY	2.600	6.866		9.466
47	334	ZAMMIT Adreana Jo	MLT	3.200	6.000		9.200
48	338	ROBERTS Ciara	NIR	3.800	5.308	-0.1	9.008
49	318	DAS Pranati	IND	4.200	4.766		8.966
50	359	KOSWATHTHA LIYANAGE Sachini Kawsal.	SRI	2.100	6.833		8.933
51	358	BENGALAGE Ridma	SRI	2.700	6.033		8.733
52	357	ABAYAGUNAWARDANA Tilanka	SRI	3.400	4.633		8.033

Legend:

D Difficulty

E Execution

Pen Penalty

Q Qualified for Balance Beam Final

Rx Reserve for Balance Beam Final



Balance Beam



Results



Rank	Bib	Name	CGA Code	D Score	E Score	Pen	Total
1	313	FRAGAPANE Claudia	ENG	6.000	8.733		14.733 Q
2	303	MITCHELL Lauren	AUS	5.900	8.200		14.100 Q
3	316	WHELAN Hannah	ENG	5.500	8.200		13.700 Q
4	308	MERKLE Stefanie	CAN	5.500	8.133		13.633 Q
5	306	BLACK Elisabeth	CAN	5.900	7.733		13.633 Q
6	314	HARROLD Ruby	ENG	5.400	8.066		13.466
7	342	SULLIVAN Charlotte	NZL	5.500	7.966		13.466 Q
8	362	HOGG Jessica	WAL	4.900	8.366		13.266 Q
9	344	BECKETT Kirsten	RSA	5.400	7.866		13.266 Q
10	360	BEDDOE Elizabeth	WAL	4.900	8.266		13.166 R1
11	305	VIVIAN Olivia	AUS	5.400	7.866	-0.1	13.166 R2
12	307	CHANT Maegan	CAN	5.700	7.733	-0.3	13.133
13	331	TRACIE Ang	MAS	5.000	8.066		13.066
14	309	ONYSHKO Isabela Maria	CAN	5.500	7.766	-0.3	12.966
15	340	ROBERTSON Brittany	NZL	5.200	7.958	-0.2	12.958
16	327	ABDUL HADI Farah Ann	MAS	4.900	7.933		12.833
17	349	REGAN Amy	SCO	5.300	7.833	-0.3	12.833
18	324	HARRISON Grace	IOM	5.300	7.533		12.833
19	351	WHITE Emma	SCO	4.900	8.166	-0.3	12.766
20	352	DAI Janessa	SIN	4.900	7.866		12.766
21	363	ROMAEO Angel	WAL	4.600	8.100		12.700
22	354	LIM Heem Wei	SIN	4.500	8.100		12.600
23	347	KENNEDY Cara	SCO	4.500	8.033		12.533
24	315	SIMM Kelly	ENG	5.500	7.266	-0.3	12.466
25	322	BURNS Nicole	IOM	4.400	8.033		12.433
26	336	MAWHINNEY Nicole	NIR	4.900	7.533		12.433
27	346	MANN Bianca	RSA	4.700	7.666		12.366
28	361	HOCKENHULL Georgina	WAL	5.500	7.066	-0.2	12.366
29	338	ROBERTS Ciara	NIR	4.600	7.566		12.166
30	302	MILLER Larrissa	AUS	5.700	6.666	-0.2	12.166
31	320	KARMAKAR Dipa	IND	5.100	6.966		12.066
32	311	SAVVIDOU Stelutsa	CYP	4.900	7.300	-0.2	12.000
33	328	AZMI Nur Eli Ellina	MAS	4.600	7.208		11.808
34	325	KNEEN Kaitlin	IOM	4.100	7.633		11.733
35	323	DONNELLY Tara	IOM	4.700	7.033		11.733
36	345	CUMMINS Claudia	RSA	4.900	6.933	-0.1	11.733
37	350	SMITH Carly	SCO	5.000	6.966	-0.4	11.566
38	356	TEO Michelle	SIN	4.700	6.833		11.533
39	332	CARUANA Kirsty	MLT	4.400	7.066		11.466
40	330	TAN ING Yueh	MAS	4.500	6.800		11.300
41	353	LAU Ashly	SIN	4.600	6.700		11.300
42	317	BUDDA REDDY Aruna	IND	4.700	6.600		11.300
43	326	POLLARD Charlotte	JEY	3.800	7.466		11.266



Results



Rank	Bib	Name	CGA Code	D Score	E Score	Pen	Total
44	301	BROWN Georgia Rose	AUS	5.400	5.966	-0.3	11.066
45	335	BECK Sarah	NIR	4.200	6.766		10.966
46	310	DIKAU Bethany	CAY	3.400	7.366		10.766
47	321	NAYAK Pranati	IND	4.300	6.091		10.391
48	318	DAS Pranati	IND	4.300	6.033	-0.1	10.233
49	334	ZAMMIT Adreana Jo	MLT	3.300	6.666	-0.2	9.766
50	358	BENGALAGE Ridma	SRI	3.300	6.466		9.766
51	357	ABAYAGUNAWARDANA Tilanka	SRI	2.800	5.933		8.733
52	359	KOSWATHTHA LIYANAGE Sachini Kawsal.	SRI	3.300	5.100		8.400

Legend:

D Difficulty

E Execution

Pen Penalty

Q Qualified for Floor Exercise Final

Rx Reserve for Floor Exercise Final

 Floor Exercise



Tie-Break Report



Rank	Bib	Name	CGA Code	Total	Execution Score	Difficulty Score
7	304	MONCKTON Mary Anne	AUS	13.333	8.233	
8	313	FRAGAPANE Claudia	ENG	13.333	8.133	
9	306	BLACK Elisabeth	CAN	13.333	7.933	
22	349	REGAN Amy	SCO	11.766	7.566	
23	342	SULLIVAN Charlotte	NZL	11.766	7.066	
28	354	LIM Heem Wei	SIN	11.400	6.900	
29	309	ONYSHKO Isabela Maria	CAN	11.400	6.300	
31	356	TEO Michelle	SIN	10.800	6.400	
32	365	WOO Victoria Kayen	CAN	10.800	5.500	
49	310	DIKAU Bethany	CAY	7.666	6.666	
50	319	DIVEKAR Rucha Sachin	IND	7.666	4.066	

Note:

Tie-break rules

Tie will be broken by the following criteria:

1. The highest Execution score
2. The highest Difficulty score
3. If the gymnasts remain tied they will share the same classification

Legend:



Pommel Horse



Tie-Break Report



Rank	Bib	Name	CGA Code	Total	Execution Score	Difficulty Score
2	303	MITCHELL Lauren	AUS	13.966	7.966	
3	306	BLACK Elisabeth	CAN	13.966	7.566	
20	320	KARMAKAR Dipa	IND	11.966	7.266	
21	308	MERKLE Stefanie	CAN	11.966	6.566	
30	330	TAN ING Yueh	MAS	11.333	6.933	
31	311	SAVVIDOU Stelutsa	CYP	11.333	6.733	
32	328	AZMI Nur Eli Ellina	MAS	11.266	6.666	
33	305	VIVIAN Olivia	AUS	11.266	6.266	
34	335	BECK Sarah	NIR	11.233	6.833	
35	337	MC PEAK India	NIR	11.233	6.233	

Note:

Tie-break rules

Tie will be broken by the following criteria:

1. The highest Execution score
2. The highest Difficulty score
3. If the gymnasts remain tied they will share the same classification

Legend:



Rings



Tie-Break Report



Rank	Bib	Name	CGA Code	Total	Execution Score	Difficulty Score
4	308	MERKLE Stefanie	CAN	13.633	8.133	
5	306	BLACK Elisabeth	CAN	13.633	7.733	
6	314	HARROLD Ruby	ENG	13.466	8.066	
7	342	SULLIVAN Charlotte	NZL	13.466	7.966	
8	362	HOGG Jessica	WAL	13.266	8.366	
9	344	BECKETT Kirsten	RSA	13.266	7.866	
10	360	BEDDOE Elizabeth	WAL	13.166	8.266	
11	305	VIVIAN Olivia	AUS	13.166	7.866	
16	327	ABDUL HADI Farah Ann	MAS	12.833	7.933	
17	349	REGAN Amy	SCO	12.833	7.833	
18	324	HARRISON Grace	IOM	12.833	7.533	
19	351	WHITE Emma	SCO	12.766	8.166	
20	352	DAI Janessa	SIN	12.766	7.866	
25	322	BURNS Nicole	IOM	12.433	8.033	
26	336	MAWHINNEY Nicole	NIR	12.433	7.533	
27	346	MANN Bianca	RSA	12.366	7.666	
28	361	HOCKENHULL Georgina	WAL	12.366	7.066	
29	338	ROBERTS Ciara	NIR	12.166	7.566	
30	302	MILLER Larrissa	AUS	12.166	6.666	
34	325	KNEEN Kaitlin	IOM	11.733	7.633	
35	323	DONNELLY Tara	IOM	11.733	7.033	
36	345	CUMMINS Claudia	RSA	11.733	6.933	
40	330	TAN ING Yueh	MAS	11.300	6.800	
41	353	LAU Ashly	SIN	11.300	6.700	
42	317	BUDDA REDDY Aruna	IND	11.300	6.600	



Tie-Break Report



Rank	Bib	Name	CGA Code	Total	Execution Score	Difficulty Score
49	334	ZAMMIT Adreana Jo	MLT	9.766	6.666	
50	358	BENGALAGE Ridma	SRI	9.766	6.466	

Note:

Tie-break rules

Tie will be broken by the following criteria:

1. The highest Execution score
2. The highest Difficulty score
3. If the gymnasts remain tied they will share the same classification

Legend:

Vault



List Of Qualifiers

Qualifying Order	Bib	Name	CGA Code	Qualification Score
1	313	FRAGAPANE Claudia	ENG	56.740
2	306	BLACK Elisabeth	CAN	55.165
3	314	HARROLD Ruby	ENG	54.065
4	360	BEDDOE Elizabeth	WAL	53.765
5	316	WHELAN Hannah	ENG	53.366
6	344	BECKETT Kirsten	RSA	53.265
7	307	CHANT Maegan	CAN	52.166
8	361	HOCKENHULL Georgina	WAL	52.031
9	342	SULLIVAN Charlotte	NZL	51.798
10	309	ONYSHKO Isabela Maria	CAN	51.399
11	305	VIVIAN Olivia	AUS	50.765
12	327	ABDUL HADI Farah Ann	MAS	50.632
13	340	ROBERTSON Brittany	NZL	50.490
14	301	BROWN Georgia Rose	AUS	50.482
15	349	REGAN Amy	SCO	50.431
16	354	LIM Heem Wei	SIN	50.366
17	351	WHITE Emma	SCO	50.331
18	345	CUMMINS Claudia	RSA	49.366
19	352	DAI Janessa	SIN	48.907
20	346	MANN Bianca	RSA	48.732
21	336	MAWHINNEY Nicole	NIR	47.932
22	324	HARRISON Grace	IOM	47.132
23	320	KARMAKAR Dipa	IND	46.932
24	311	SAVVIDOU Stelutsa	CYP	46.591
Reserves				
R1	323	DONNELLY Tara	IOM	46.516
R2	335	BECK Sarah	NIR	46.365
R3	331	TRACIE Ang	MAS	45.981

Legend:
RX Reserve for All-Around Final



Judges Assignments

Superior Jury:

DOWDELL Kym
LISKAROVA Hana
BURDA-ANDRIANOVA Liubov
LISKAROVA Hana
BURDA-ANDRIANOVA Liubov

FIG Technical Delegate
CZE Vault Supervisor
RUS Uneven Bars Supervisor
CZE Balance Beam Supervisor
RUS Floor Exercise Supervisor



Function	Name	CGA Code
D1	DAVYDOVA Elena	CAN
D2	LEEWORTHY Robin Jane	ENG
E1	WOOLF Denise Janet	SCO
E2	KEATING Amanda Jane	IOM
E3	MARATHE Savita Shreeram	IND
E4	MCLOUGHLIN Maria Teresa	NIR
E5	WRIGHT Jillian Eunice	AUS
ER1	THONG Xiujun	SIN
ER2	ENSLow Avril Dorothy	NZL
Line Judge	DIVERS Siobhan Avril	ENG

Function	Name	CGA Code
D1	HADE Trisha Maree	AUS
D2	SMITH Pauline	SCO
E1	BEVINS Karen Lynn Bryce	NZL
E2	ARMITAGE Elizabeth Mary	CAN
E3	SOO Seck Foong	MAS
E4	KOH JING Joy	SIN
E5	IOANNOU Maria	CYP
ER1	MALONE Carol Ann	WAL
ER2	MILTON Arianne	RSA
Time Judge	BRYL Olivia Marie	WAL



Function	Name	CGA Code
D1	LEEWORTHY Robin Jane	ENG
D2	DAVYDOVA Elena	CAN
E1	WOOLF Denise Janet	SCO
E2	KEATING Amanda Jane	IOM
E3	MARATHE Savita Shreeram	IND
E4	MCLOUGHLIN Maria Teresa	NIR
E5	WRIGHT Jillian Eunice	AUS
ER1	THONG Xiujun	SIN
ER2	ENSLow Avril Dorothy	NZL
Time Judge 1	DIVERS Siobhan Avril	ENG
Time Judge 2	TREGOLD Susan	ENG

Function	Name	CGA Code
D1	SMITH Pauline	SCO
D2	HADE Trisha Maree	AUS
E1	BEVINS Karen Lynn Bryce	NZL
E2	ARMITAGE Elizabeth Mary	CAN
E3	SOO Seck Foong	MAS
E4	KOH JING Joy	SIN
E5	IOANNOU Maria	CYP
ER1	MALONE Carol Ann	WAL
ER2	MILTON Arianne	RSA
Time Judge	BRYL Olivia Marie	WAL
Line Judge 1	SIME Kirsty	SCO
Line Judge 2	LYONS Sinead	SCO

Reserves

Control Number	Name	CGA Code
R1	HARCHARAN SINGH Sukhdev Kaur	MAS
R2	BODEN Katherine Elizabeth	ENG

Legend:

Dx Difficulty Judges (x=1-2)

Ex Execution Judges (x=1-5)


ERx Execution Reference Judges (x=1-2)

Rx Reserve Judges

 Vault

 Uneven Bars

 Balance Beam

 Floor Exercise







Results

Rank	Bib	Name	CGA Code									Total
				Score	Rk Pen	Score	Rk Pen	Score	Rk Pen	Score	Rk Pen	
1	313	FRAGAPANE Claudia	ENG D	5.800	<u>14.733</u> (2)	5.200	13.700 (4)	5.700	12.966 (7)	6.000	14.733 (1)	56.132
			E	9.033	-0.1	8.500		7.266		8.733		
2	314	HARROLD Ruby	ENG D	5.800	<u>14.800</u> (1)	6.300	14.566 (1)	5.300	12.166 (10)	5.400	13.700 (3)	55.232
			E	9.000		8.266		6.866		8.300		
3	316	WHELAN Hannah	ENG D	5.300	<u>14.066</u> (5)	5.300	13.100 (7)	6.100	14.033 (1)	5.400	13.500 (5)	54.699
			E	8.766		7.800		7.933		8.200	-0.1	
4	306	BLACK Elisabeth	CAN D	5.500	<u>14.300</u> (3)	5.500	13.758 (3)	5.900	13.333 (5)	5.700	12.766 (11)	54.157
			E	8.800		8.258		7.433		7.066		
5	305	VIVIAN Olivia	AUS D	4.000	12.466 (24)	5.600	<u>13.800</u> (2)	4.900	13.000 (6)	5.400	13.366 (7)	52.632
			E	8.466		8.200		8.100		7.966		
6	361	HOCKENHULL Georgina	WAL D	5.000	13.566 (17)	5.300	<u>13.333</u> (6)	5.600	13.733 (2)	5.400	11.966 (19)	52.598
			E	8.666	-0.1	8.033		8.133		6.666	-0.1	
7	309	ONYSHKO Isabela Maria	CAN D	5.000	13.766 (13)	5.900	<u>12.000</u> (16)	5.800	13.666 (3)	5.500	13.133 (8)	52.565
			E	8.766		6.100		7.866		7.633		
8	360	BEDDOE Elizabeth	WAL D	5.000	<u>13.808</u> (12)	5.300	13.533 (5)	4.800	11.666 (16)	5.200	13.533 (4)	52.540
			E	8.808		8.233		6.866		8.333		
9	307	CHANT Maegan	CAN D	5.400	14.033 (6)	4.900	<u>10.900</u> (21)	5.300	13.333 (4)	5.900	13.766 (2)	52.032
			E	8.633		6.000		8.033		7.866		
10	351	WHITE Emma	SCO D	5.000	<u>13.900</u> (9)	4.500	11.666 (17)	4.800	12.900 (8)	4.900	13.066 (9)	51.532
			E	8.900		7.166		8.100		8.166		
11	327	ABDUL HADI Farah Ann	MAS D	5.000	13.933 (8)	4.900	<u>12.066</u> (14)	5.000	12.100 (11)	4.900	12.966 (10)	51.065
			E	8.933		7.166		7.100		8.066		
12	340	ROBERTSON Brittany	NZL D	5.000	<u>13.700</u> (15)	4.500	12.433 (10)	4.500	11.816 (13)	5.100	12.733 (12)	50.682
			E	8.700		7.933		7.316		7.633		
13	301	BROWN Georgia Rose	AUS D	5.000	<u>14.133</u> (4)	5.700	13.066 (8)	5.100	10.866 (22)	5.100	12.533 (15)	50.598
			E	9.133		7.366		5.866	-0.1	7.533	-0.1	
14	349	REGAN Amy	SCO D	5.000	<u>13.666</u> (16)	4.100	12.100 (12)	5.000	11.233 (19)	5.300	13.433 (6)	50.432
			E	8.666		8.000		6.233		8.133		
15	344	BECKETT Kirsten	RSA D	5.300	<u>13.900</u> (9)	4.700	12.300 (11)	5.400	11.700 (15)	4.600	11.633 (22)	49.533
			E	8.600		7.600		6.300		7.033		
16	342	SULLIVAN Charlotte	NZL D	4.700	13.366 (18)	4.700	<u>12.066</u> (13)	5.700	11.866 (12)	5.500	11.800 (21)	49.098
			E	8.666		7.366		6.166		6.300		
17	336	MAWHINNEY Nicole	NIR D	4.600	13.300 (20)	3.500	<u>11.266</u> (20)	4.500	11.733 (14)	4.900	12.266 (18)	48.565
			E	8.700		7.766		7.233		7.366		
18	352	DAI Janessa	SIN D	4.600	13.333 (19)	4.600	<u>10.833</u> (22)	4.800	11.666 (16)	4.900	12.633 (13)	48.465
			E	8.733		6.233		6.866		7.733		
19	354	LIM Heem Wei	SIN D	4.400	<u>13.033</u> (23)	4.500	11.600 (18)	5.000	11.366 (18)	4.500	12.300 (17)	48.299
			E	8.633		7.100		6.366		7.800		
20	346	MANN Bianca	RSA D	5.000	13.066 (22)	5.000	<u>12.033</u> (15)	4.600	11.000 (20)	4.700	11.566 (23)	47.665
			E	8.166	-0.1	7.033		6.400		7.166	-0.3	
21	324	HARRISON Grace	IOM D	4.400	13.133 (21)	4.400	<u>11.533</u> (19)	3.900	10.333 (23)	5.200	12.600 (14)	47.599
			E	8.733		7.133		6.433		7.500	-0.1	
22	320	KARMAKAR Dipa	IND D	5.000	13.833 (11)	4.400	<u>10.633</u> (23)	4.800	12.300 (9)	4.600	10.666 (24)	47.432
			E	8.833		6.233		7.500		6.066		
23	345	CUMMINS Claudia	RSA D	5.000	<u>13.966</u> (7)	4.900	12.758 (9)	5.200	8.233 (24)	4.900	11.933 (20)	46.890
			E	8.966		7.858		3.033		7.133	-0.1	
24	311	SAVVIDOU Stelutsa	CYP D	5.000	13.733 (14)	2.500	<u>8.600</u> (24)	4.600	10.933 (21)	4.700	12.366 (16)	45.632
			E	8.733		6.100		6.333		7.666		







Results

Rank	Bib	Name	CGA Code					Total
				Score	Rk	Pen	Score	

Note:
Underlined totals indicate starting apparatus

Legend:

 Vault	 Uneven Bars	 Balance Beam	 Floor Exercise
--	---	--	--



List Of Qualifiers



Qualifying Order	Bib Name	CGA Code	Qual. Score	Qualifying Order	Bib Name	CGA Code	Qual. Score
1	313 FRAGAPANE Claudia	ENG	14.453	1	312 DOWNIE Rebecca	ENG	14.683
2	306 BLACK Elisabeth	CAN	14.149	2	302 MILLER Larrissa	AUS	14.433
3	344 BECKETT Kirsten	RSA	14.000	3	301 BROWN Georgia Rose	AUS	14.083
4	315 SIMM Kelly	ENG	13.966	4	360 BEDDOE Elizabeth	WAL	13.533
5	307 CHANT Maegan	CAN	13.950	5	314 HARROLD Ruby	ENG	13.400
6	301 BROWN Georgia Rose	AUS	13.849	6	306 BLACK Elisabeth	CAN	13.333
7	320 KARMAKAR Dipa	IND	13.800	7	364 THEAKER Raer	WAL	13.300
8	351 WHITE Emma	SCO	13.733	8	344 BECKETT Kirsten	RSA	12.966
Reserves				Reserves			
R1	349 REGAN Amy	SCO	13.683	R1	307 CHANT Maegan	CAN	12.700
R2	330 TAN ING Yueh	MAS	13.433	R2	351 WHITE Emma	SCO	12.466



Qualifying Order	Bib Name	CGA Code	Qual. Score	Qualifying Order	Bib Name	CGA Code	Qual. Score
1	313 FRAGAPANE Claudia	ENG	14.033	1	313 FRAGAPANE Claudia	ENG	14.733
2	303 MITCHELL Lauren	AUS	13.966	2	303 MITCHELL Lauren	AUS	14.100
3	306 BLACK Elisabeth	CAN	13.966	3	316 WHELAN Hannah	ENG	13.700
4	361 HOCKENHULL Georgina	WAL	13.333	4	308 MERKLE Stefanie	CAN	13.633
5	312 DOWNIE Rebecca	ENG	13.200	5	306 BLACK Elisabeth	CAN	13.633
6	360 BEDDOE Elizabeth	WAL	13.166	6	342 SULLIVAN Charlotte	NZL	13.466
7	309 ONYSHKO Isabela Maria	CAN	13.133	7	362 HOGG Jessica	WAL	13.266
8	304 MONCKTON Mary Anne	AUS	13.100	8	344 BECKETT Kirsten	RSA	13.266
Reserves				Reserves			
R1	355 TAM Joey	SIN	12.900	R1	360 BEDDOE Elizabeth	WAL	13.166
R2	354 LIM Heem Wei	SIN	12.866	R2	305 VIVIAN Olivia	AUS	13.166


Legend:

Qual. Qualification

RX Reserve

 Vault

 Uneven Bars

 Balance Beam

 Floor Exercise



Judges Assignments

DAY 1 OF 2

MEN

Superior Jury:

ALBRECHT Holger	FIG	Technical Delegate
FEDARAU Andrey	FIG	Floor Exercise Supervisor
MICKEVICS Arturs	FIG	Pommel Horse Supervisor
THINGVOLD Tom	FIG	Rings Supervisor
FEDARAU Andrey	FIG	Vault Supervisor
THINGVOLD Tom	FIG	Parallel Bars Supervisor
MICKEVICS Arturs	FIG	Horizontal Bar Supervisor



Function	Name	CGA Code
D1	GRABOWECKY Christopher	CAN
D2	JANSE VAN VUUREN Jan Hendrik	RSA
E1	BOW Kenneth	NZL
E2	EDWARDS Paul	WAL
E3	WOLFE Daren	AUS
E4	LOKE Yik Siang	MAS
E5	SHIPPI Panayiotis	CYP
ER1	SNG Puay Liang	SIN
ER2	BAYASKAR Bhagwan Laxman	IND
Time Judge	CRAWFORD Andrew Neil	ENG
Line Judge 1	MASSAM David	ENG
Line Judge 2	PATERSON Adam	ENG



Function	Name	CGA Code
D1	MAY James	ENG
D2	BRETTELL Gareth Paul	NZL
E1	OREILLY Aidan	NIR
E2	GAN Chai San	SIN
E3	SHIPPI Panayiotis	CYP
E4	RICHARDSON Craig	IOM
E5	DHAGE Pravin	IND
ER1	DAVIES Jan	WAL
ER2	MCANENY Claire	SCO



Function	Name	CGA Code
D1	SZYJKO Paul	AUS
D2	WEBB Andrew	SCO
E1	MCGILL Thomas	SCO
E2	LIEFELDT Robert	RSA
E3	CARROLL John J.	CAN
E4	GREENHILL Ian	ENG
E5	DHAGE Pravin	IND
ER1	ANGONAS Dimitrios	CYP
ER2	KENNEDY Rohan Allan	AUS

Reserves

Control Number	Name	CGA Code
R1	BOW Kenneth	NZL
R2	SHIPPI Panayiotis	CYP
R3	RICHARDSON Craig	IOM

WOMEN

Superior Jury:

DOWDELL Kym	FIG	Technical Delegate
LISKAROVA Hana	CZE	Vault Supervisor
BURDA-ANDRIANOVA Liubov	RUS	Uneven Bars Supervisor
LISKAROVA Hana	CZE	Balance Beam Supervisor
BURDA-ANDRIANOVA Liubov	RUS	Floor Exercise Supervisor



Function	Name	CGA Code
D1	DAVYDOVA Elena	CAN
D2	LEEWORTHY Robin Jane	ENG
E1	IOANNOU Maria	CYP
E2	WOOLF Denise Janet	SCO
E3	MARATHE Savita Shreeram	IND
E4	WRIGHT Jillian Eunice	AUS
E5	KOH JING Joy	SIN
ER1	ENSLOW Avril Dorothy	NZL
ER2	MILTON Arianne	RSA
Line Judge	BRYL Olivia Marie	WAL



Function	Name	CGA Code
D1	HADE Trisha Maree	AUS
D2	SMITH Pauline	SCO
E1	SOO Seck Foong	MAS
E2	ARMITAGE Elizabeth Mary	CAN
E3	BEVINS Karen Lynn Bryce	NZL
E4	BODEN Katherine Elizabeth	ENG
E5	KEATING Amanda Jane	IOM
ER1	THONG Xiujun	SIN
ER2	MALONE Carol Ann	WAL
Time Judge	PUGH Rhian Nicola	WAL

Reserves

Control Number	Name	CGA Code
R1	HARCHARAN SINGH Sukhdev Kaur	MAS
R2	MCLOUGHLIN Maria Teresa	NIR
R3	SOO Seck Foong	MAS

Legend:

Dx Difficulty Judges (x=1-2) **Ex** Execution Judges (x=1-5) **ERx** Execution Reference Judges (x=1-2) **Rx** Reserve Judges

 Floor Exercise  Pommel Horse  Rings  Vault  Uneven Bars



Judges Assignments

DAY 2 OF 2

MEN

Superior Jury:

ALBRECHT Holger	FIG	Technical Delegate
FEDARAU Andrey	FIG	Floor Exercise Supervisor
MICKEVICS Arturs	FIG	Pommel Horse Supervisor
THINGVOLD Tom	FIG	Rings Supervisor
FEDARAU Andrey	FIG	Vault Supervisor
THINGVOLD Tom	FIG	Parallel Bars Supervisor
MICKEVICS Arturs	FIG	Horizontal Bar Supervisor



Function	Name	CGA Code
D1	GRABOWECKY Christopher	CAN
D2	JANSE VAN VUUREN Jan Hendrik	RSA
E1	MAIN Campbell Andrew	NZL
E2	MCGILL Thomas	SCO
E3	NIVEN REED Julian	ENG
E4	OREILLY Aidan	NIR
E5	YONG Hoong Seng	MAS
ER1	SNG Puay Liang	SIN
ER2	DAVIES Jan	WAL
Line Judge	SOUTAR Ross	SCO



Function	Name	CGA Code
D1	MAY James	ENG
D2	BRETTELL Gareth Paul	NZL
E1	WOLFE Daren	AUS
E2	LIEFELDT Robert	RSA
E3	GAN Chai San	SIN
E4	EDWARDS Paul	WAL
E5	GREENHILL Ian	ENG
ER1	BAYASKAR Bhagwan Laxman	IND
ER2	MCANENY Claire	SCO
Time Judge	RUNCIE Duncan	SCO



Function	Name	CGA Code
D1	SZYJKO Paul	AUS
D2	WEBB Andrew	SCO
E1	MARTIN Bruno	CAN
E2	RICHARDSON Craig	IOM
E3	YONG Hoong Seng	MAS
E4	EDWARDS Paul	WAL
E5	MCGILL Thomas	SCO
ER1	KENNEDY Rohan Allan	AUS
ER2	ANGONAS Dimitrios	CYP

Reserves

Control Number	Name	CGA Code
R1	BOW Kenneth	NZL
R2	SHIPPI Panayiotis	CYP
R3	RICHARDSON Craig	IOM

WOMEN

Superior Jury:

DOWDELL Kym	FIG	Technical Delegate
LISKAROVA Hana	CZE	Vault Supervisor
BURDA-ANDRIANOVA Liubov	RUS	Uneven Bars Supervisor
LISKAROVA Hana	CZE	Balance Beam Supervisor
BURDA-ANDRIANOVA Liubov	RUS	Floor Exercise Supervisor



Function	Name	CGA Code
D1	LEEWORTHY Robin Jane	ENG
D2	DAVYDOVA Elena	CAN
E1	HARCHARAN SINGH Sukhdev Kaur	MAS
E2	WRIGHT Jillian Eunice	AUS
E3	WOOLF Denise Janet	SCO
E4	BEVINS Karen Lynn Bryce	NZL
E5	KOH JING Joy	SIN
ER1	MALONE Carol Ann	WAL
ER2	MILTON Arianne	RSA
Time Judge 1	PUGH Rhian Nicola	WAL
Time Judge 2	SIME Kirsty	SCO








Function	Name	CGA Code
D1	SMITH Pauline	SCO
D2	HADE Trisha Maree	AUS
E1	BODEN Katherine Elizabeth	ENG
E2	ARMITAGE Elizabeth Mary	CAN
E3	IOANNOU Maria	CYP
E4	MARATHE Savita Shreeram	IND
E5	KEATING Amanda Jane	IOM
ER1	THONG Xiujun	SIN
ER2	ENSLow Avril Dorothy	NZL
Time Judge	HOFEN Karen Ann	ENG
Line Judge 1	LYONS Sinead	SCO
Line Judge 2	TREDGOLD Susan	ENG

Reserves

Control Number	Name	CGA Code
R1	HARCHARAN SINGH Sukhdev Kaur	MAS
R2	MCLOUGHLIN Maria Teresa	NIR
R3	SOO Seck Foong	MAS

Legend:

Dx Difficulty Judges (x=1-2) **Ex** Execution Judges (x=1-5) **ERx** Execution Reference Judges (x=1-2) **Rx** Reserve Judges

 Vault  Parallel Bars  Horizontal Bar  Balance Beam  Floor Exercise



Results



Rank	Bib	Name	CGA Code	Vault	D Score	E Score	Pen	Vault Score	Total	Qualification Rank	Start Order
1	313	FRAGAPANE Claudia	ENG	1	5.800	8.966		14.766	14.633	1	8
				2	5.600	8.900		14.500			
2	306	BLACK Elisabeth	CAN	1	5.400	9.033		14.433	14.433	2	5
				2	5.500	8.933		14.433			
3	320	KARMAKAR Dipa	IND	1	5.200	8.533	-0.1	13.633	14.366	7	7
				2	7.000	8.100		15.100			
4	307	CHANT Maegan	CAN	1	5.400	8.833		14.233	14.233	5	6
				2	5.200	9.033		14.233			
5	315	SIMM Kelly	ENG	1	5.800	8.833		14.633	14.199	4	4
				2	5.000	8.766		13.766			
6	344	BECKETT Kirsten	RSA	1	5.300	9.066		14.366	14.116	3	3
				2	5.200	8.766	-0.1	13.866			
7	301	BROWN Georgia Rose	AUS	1	5.000	9.100		14.100	13.833	6	1
				2	4.600	8.966		13.566			
8	351	WHITE Emma	SCO	1	5.000	8.800		13.800	13.550	8	2
				2	4.800	8.600	-0.1	13.300			

Legend:

D Difficulty E Execution Pen Penalty

 Vault



Results



Rank	Bib	Name	CGA Code	D Score	E Score	Pen	Total	Qualification Rank	Start Order
1	312	DOWNIE Rebecca	ENG	6.400	8.266		14.666	1	2
2	302	MILLER Larrissa	AUS	6.100	8.466		14.566	2	3
3	314	HARROLD Ruby	ENG	6.300	8.066		14.366	6	8
4	306	BLACK Elisabeth	CAN	5.500	8.200		13.700	9	4
5	301	BROWN Georgia Rose	AUS	5.700	7.866		13.566	3	6
6	344	BECKETT Kirsten	RSA	4.700	8.233		12.933	12	5
7	360	BEDDOE Elizabeth	WAL	5.300	6.333		11.633	5	1
8	364	THEAKER Raer	WAL	3.100	5.233		8.333	10	7

Legend:

D Difficulty **E** Execution **Pen** Penalty



Uneven Bars



Results



Rank	Bib	Name	CGA Code	D Score	E Score	Pen	Total	Qualification Rank	Start Order
1	306	BLACK Elisabeth	CAN	6.400	8.500		14.900	3	8
2	304	MONCKTON Mary Anne	AUS	6.000	7.666		13.666	8	3
3	361	HOCKENHULL Georgina	WAL	5.500	7.966		13.466	4	7
4	360	BEDDOE Elizabeth	WAL	5.100	8.266		13.366	6	6
5	313	FRAGAPANE Claudia	ENG	5.200	7.933		13.133	1	5
6	303	MITCHELL Lauren	AUS	5.900	7.100		13.000	2	2
7	309	ONYSHKO Isabela Maria	CAN	5.600	7.066		12.666	7	4
8	312	DOWNIE Rebecca	ENG	4.500	5.333		9.833	5	1

Legend:

D Difficulty **E** Execution **Pen** Penalty



Balance Beam




Results



Rank	Bib	Name	CGA Code	D Score	E Score	Pen	Total	Qualification Rank	Start Order
1	313	FRAGAPANE Claudia	ENG	6.000	8.541		14.541	1	6
2	303	MITCHELL Lauren	AUS	6.000	7.933	-0.1	13.833	2	3
3	306	BLACK Elisabeth	CAN	5.700	8.166	-0.2	13.666	5	7
4	308	MERKLE Stefanie	CAN	5.500	7.933		13.433	4	4
5	362	HOGG Jessica	WAL	4.900	8.266		13.166	8	2
6	316	WHELAN Hannah	ENG	5.400	7.833	-0.1	13.133	3	5
7	342	SULLIVAN Charlotte	NZL	5.500	7.533		13.033	7	8
8	344	BECKETT Kirsten	RSA	5.400	7.900	-0.3	13.000	9	1

Legend:

D Difficulty **E** Execution **Pen** Penalty

 Floor Exercise



Results Summary



Rank	Bib	Name	CGA Code	Total
1	313	FRAGAPANE Claudia	ENG	14.633
2	306	BLACK Elisabeth	CAN	14.433
3	320	KARMAKAR Dipa	IND	14.366
4	307	CHANT Maegan	CAN	14.233
5	315	SIMM Kelly	ENG	14.199
6	344	BECKETT Kirsten	RSA	14.116
7	301	BROWN Georgia Rose	AUS	13.833
8	351	WHITE Emma	SCO	13.550



Rank	Bib	Name	CGA Code	Total
1	312	DOWNIE Rebecca	ENG	14.666
2	302	MILLER Larrissa	AUS	14.566
3	314	HARROLD Ruby	ENG	14.366
4	306	BLACK Elisabeth	CAN	13.700
5	301	BROWN Georgia Rose	AUS	13.566
6	344	BECKETT Kirsten	RSA	12.933
7	360	BEDDOE Elizabeth	WAL	11.633
8	364	THEAKER Raer	WAL	8.333



Rank	Bib	Name	CGA Code	Total
1	306	BLACK Elisabeth	CAN	14.900
2	304	MONCKTON Mary Anne	AUS	13.666
3	361	HOCKENHULL Georgina	WAL	13.466
4	360	BEDDOE Elizabeth	WAL	13.366
5	313	FRAGAPANE Claudia	ENG	13.133
6	303	MITCHELL Lauren	AUS	13.000
7	309	ONYSHKO Isabela Maria	CAN	12.666
8	312	DOWNIE Rebecca	ENG	9.833



Rank	Bib	Name	CGA Code	Total
1	313	FRAGAPANE Claudia	ENG	14.541
2	303	MITCHELL Lauren	AUS	13.833
3	306	BLACK Elisabeth	CAN	13.666
4	308	MERKLE Stefanie	CAN	13.433
5	362	HOGG Jessica	WAL	13.166
6	316	WHELAN Hannah	ENG	13.133
7	342	SULLIVAN Charlotte	NZL	13.033
8	344	BECKETT Kirsten	RSA	13.000

Legend:



Vault



Uneven Bars



Balance Beam



Floor Exercise